

Table of Contents

Presidents Message	1
Program Survey	2
Programs	3
2020 Quilt Challenge	3
Challenge Blocks.....	4
Table Runner	4
Charity News	5
Membership	5
St. Patrick's Day Pattern	5
St Patrick's Day Word Search .	5
Opportunity Quilt	7
Advertisement	7
Tips by Phyllis	8
Birthdays	10
Sunshine	10
Contact Us	10
Mint Choc Pudding Cookies ...	11

Good Day Ladies,

Our first month was a whirl wind, here's what your board accomplished:

- 1/13: **Election votes tallied**; Executive Board members elected in by you.
- 1/24: **1st Board Meeting**: Bylaws reviewed (no revision needed); Standing Rules revised; picked out next Opportunity Quilt design (Karen Baes, Better Homes & Garden Spring/Summer 2020); welcomed new Committee Chairs (Hospitality/Refreshments, Opportunity Quilt & Programs); filled only other open position (Ways & Means); Committee Chairs officially appointed/reappointed, as applicable, to the Board.
- 1/29: **Finance Committee** met and updated annual budget.
- 2/2: **February Newsletter** went out to membership.
- 2/6: 10 women spent 8 hours organizing, inventorying, condensing our **2 storage units into 1.**
- 2/7-10: **Prepped paper crafting** garage sale (cleaned, organized, packaged & priced products)
- 2/10: **Membership Meeting**: It was so good to gather at the church again, and spend time with everyone, so much love and excitement! Started with business meeting (revised Standing Rules and updated annual budget approved via majority vote by you); Programs Survey distributed (see page 3 for summarized answers); paper crafting garage sale made \$829; Drawings for Door Prizes, President's, and 50/50, lots of amazing Show & Tells!
- 2/10-14: **Fabric donation pickups for Opportunity Quilt.**
- 2/15: **Charity deliveries** to Project 150 Homeless Teens, and First Choice Pregnancy Services
- 2/17: **Fabric cutting for Opportunity Quilt.**
- 2/19: **Prepped leftover paper crafting** products for garage sale at my house (2/20-21), made another \$217.
- 2/23: **Fabric cutting for Opportunity Quilt.**
- 2/24: **Prepped leftover paper crafting** supplies for Paper Bunny (Henderson store) garage sale (2/26-27), made another \$110. A total of \$1,156 was made for the Guild, from donated paper crafting products! The leftover products are being donated to a local school.
- 2/24: **Prepped sewing packets for Opportunity Quilt**
- 2/26: **More Charity deliveries** to Fisher House (pillowcases & adult quilts), and Living Grace Home (pillowcases & baby clothes)
- 2/28: **March Newsletter** went out to membership.

We're energized and looking forward to an exciting new year for you, and with you, please read the rest of the newsletter for details.

MEMBERSHIP DUES: Okay ladies, here's the 'UPDATED' skinny

In one month, we went from 31% to 58% of the membership is current in paying dues YEAH!!! If you haven't paid your dues, please do so at the March Membership Meeting, or write a check to 'Las Vegas Quilters', and mail it to Las Vegas Quilters, P.O. Box 36296, Las Vegas, NV 89133.

Reminder, according to the Bylaws, Article III, Section 5: 'Members who have not paid their dues by April 1st, will be dropped from the rolls, and will no longer receive emails or the newsletter.' We don't want to lose you, please pay your dues! Also, if you're not current in paying dues, you're not eligible to participate in contests or events to earn Guild prizes.

NOTE: Remember, so we don't have to pay fees on debit and credit card transactions, we ask that you bring cash or checks to our meetings, also, please don't bring \$100 bills.

Best Regards,

Cindy Heller hellerck@cox.net

Las Vegas Quilters
February 10, 2021 Membership Meeting
Programs Survey w/Answers (28 Surveys Collected)

Ladies, we'd like to kick off the new year with a good start by ensuring you're looking forward to upcoming meetings and events. Please complete this survey to better help us understand your wishes.

1. We need ideas, what kinds of programs would you like to participate in at the **monthly membership meetings**? *List at least 5 please!* **ANSWERS:**
 - a. **New Techniques:** How to Use Various Rulers, Machine Quilting w/Rulers; Collage, Picture, Landscape, Cathedral Windows, Circle, Drunkard's Path & Scrappy Quilts; Borders; Bindings; Seams; How to Organize Sewing Room, How to Control Scraps; Block Exchanges; and Using Quilting Tools & Gadgets.
 - b. **Guest Speakers:** Nationally known speakers, people who design patterns or write books, Kimberbell, people from Charities),
 - c. **Other:** School House Rotations, Dollar Store Hacks, Trunk Shows, Donation Quilt Challenge, Quilts of Valor, Block of Month, and a Contest.
2. Would you attend classes scheduled outside the normal monthly membership meetings? *Circle one please* **Yes (27)** **No (1)**
3. If we scheduled classes outside the monthly membership meetings, **what kind of class would you like to attend?** *List at least 5 please!* **ANSWERS:**
 - a. **Technique Classes:** Nationally known instructors; Paper Piecing; Curved Piecing; Machine Embroidery; Quilt as You Go; Free Motion Quilting; Walking Foot; Quilting Applique; Altering Patterns; Stack-n-Whack; Thread Painting; Collage, Picture, Landscape, Cathedral Windows, Circle, Mystery, Drunkard's Path & Scrappy Quilts, Mini Quilt Making, American Beauty Class; and Converting Templates to Paper Piecing.
 - b. **Sew Ins:** Charity, General, a Group Project, Block Exchanges, Block of Month, Make & Take Session, and Electronic Quilt Company.
 - c. **Other:** Basket Making, Pillows, Towels, Annie's Bags, Tote Bags, and Garage Sale for Members.
4. Please 'prioritize', using numbers 1-7, how important the following special events are to you. That is how likely are you to participate in and enjoy each of them: **ANSWERS in Box**

- a. Retreat
- b. Spring Tea Party
- c. Picnic
- d. Christmas in July Sale
- e. Harvest Festival Sale
- f. Quilt Show
- g. Holiday Party
- h. Other (write in):

<u>1st, 2nd, or 3rd Priority</u>	<u>6th or 7th Priority</u>
a. 19 people	3 people
b. 6 people	12 people
c. 9 people	6 people
d. 12 people	13 people
e. 8 people	2 people
f. 9 people	8 people
g. 15 people	2 people
h. No write ins	

Thank you so much for participating in this survey. With your help, we hope to have a great year!

Best Regards,
Candi Garner
Programs Committee Chair

Programs by Candi

Thank you to everyone who filled out the survey. We had some great feedback. The Retreat came in as #1. We are looking at being able to have a retreat in the Fall in St George. We will need someone to volunteer to Chair the Retreat Committee as well as volunteers to help pull it together. There was a lot of interest in having Trunk Shows, guest speakers and classes. For the March meeting, there will be a video presentation on the Robin Ruth rulers for making a Mariners compass Block. We are looking at having a One hour Zoom presentation and possible class from Robin Land from Robin Ruth Designs. A interest sheet will be circulated at the meeting. We will also have at this March meeting, our 2020 Quilt Challenge Competition. We are also looking into having a Kimberbell presentation and class that can be done by embroidery and machine applique. There will be an interest sheet passed around for doing a class on a Laura Heine collage design. We are looking into getting the kits at a wholesale price for those interested in taking a class. The Picnic was also given high numbers for repeating this year. We will need volunteers to help plan and organize it. Candi will be coordinating with Sew Yeah and Christmas Goose a shopping discount day for guild members. Stay Tuned!

Las Vegas Quilter 2020 Quilt Challenge

Reveals and prizes will take place at the March 2021 Meeting!

Theme: "1820-2020 What's Old is New Again"

Acknowledging that we have entered a new decade, the LVQ 2020 challenge is a once-in-a-lifetime celebration of *incorporating a mystery traditional quilt block into your own creation with a modern spin on it.* ~ Pam Sutton, LVQ Membership Chairperson ~

My Call for Assistance: Since I usually handle the membership table 1) I am asking for at least two (2) to three (3) members to assist with setting up the display, managing the voting and tallying of the votes. My plan is to bring a couple of ladders and some rope and clothes pins to utilize for the display. Please contact me if you can assist with setup so I can continue my station at the membership table. I will have tags for voting and a dispenser for the votes to be gathered. You can call or text me: 702-748-6107. Thank you

Instruction Refresher:

- 1) The traditional block pattern you draw must be incorporated into your own modern 2020 version of a quilt. You may repeat the block to comprise the total pattern of your quilt or item.
- 2) You must also use the year "2020" somewhere in your quilt.
- 3) Size: As small as a postcard, a greeting card, a special scrapbook page, a mug rug, a mini quilt but no larger than 30" x 30" (maximum perimeter: 120 inches) and anywhere in between. You may also incorporate your mystery traditional block into clothing or a bag. You can make your mystery traditional block any size you desire.
- 4) If you chose to make a quilt, your quilt must have three layers and include a label on the back. Pin the mystery traditional quilt you drew to the bottom righthand corner of your creation and be sure to put a label on the back of the quilt.
- 5) You cannot use quilts or items that you created in the past. Your entry must be fresh for this challenge. (Again, you cannot take something you have already made and slap whatever traditional block you have made onto it.)
- 6) Items should be received 30 minutes before the March 2021 meeting begins. Specific date and location will be confirmed.
- 7) Once the voting has taken place, a show-and-tell will be conducted during our meeting before announcing the winners (1st, 2nd, 3rd places), so you can walk us through your inspiration and design process. Note: You will be asked to tell us about your thought process and how you created your block, so please be prepared and ready to share. We appreciate your efforts and participation.



Luck of the Irish Table Runner

Irish and non-Irish quilters alike will want to make and display this table runner. Saint Patrick's projects are as rare as four-leaf clovers, so after you make yours, you might want to make this runner for your lucky friends too!

Quilt By: Fons & Porter Staff

Quilt Size: 12" x 30"

Finished Blocks: 5 (4" x 5") blocks

Project Rating: Easy (Video is also available)

Pattern is on sale for \$4.19 at [Quilting Daily](#)

CHARITY NEWS

What a wonderful meeting we had this month! The room was bustling with excitement and generosity. Thank you ladies for all the donations!! I delivered baby clothes, quilts, onesies, and more. The workers at First Choice Women's clinic couldn't be happier.

- Project 150, for the homeless teens were delivered quilts, clothing, toiletries and food!
- Fisher House will receive quilts and over 60 pillowcases!
- Living Grace Women's Home has quilts and tons of onesies and toys.
- We can't forget our dogs! A dozen dog beds were delivered to a nonprofit shelter and the workers and patrons went crazy! They were so appreciative.

If you have any giveaways of sewing/crafting supplies, I will have a table setup at each meeting. Lets share with our fellow quilters! We have all just gotten our feet on the ground for our new beginning. Let's make each month filled with love and generosity.

Ruthie Kerr

Chair, Donations



Membership

Members are Important... Not everyone is venturing out, remember to reach out to each other through a phone call to check up on your quilting sisters using facetime or hangout or just emails. Remember you can request a copy of the membership roster by emailing Pam and asking for a copy. Please abide by our bylaws and only use the roster for Guild business. Keeping in touch with our Quilting Sisters helps with not feeling so isolated. Don't sit at home feeling depressed, you're only a phone call away. Guild Members: A friendly reminder, if you see a new face, or someone struggling, please smile, offer assistance, ask them to join you at your table.

Welcome New Members: Sue Shamis, our new (Ways & Means) committee chair...Thank you!

St. Patrick's Day Free Mini Quilt Pattern:

[To obtain the pattern, click on the picture :](#)



St Patrick's Day

WORD SEARCH Search across, down, and diagonally



Find the following words:

LEPRECHAUN	RAINBOW	GOLD
ST PATRICK	CLOVER	LUCK
SHAMROCK	GREEN	
IRELAND	MARCH	

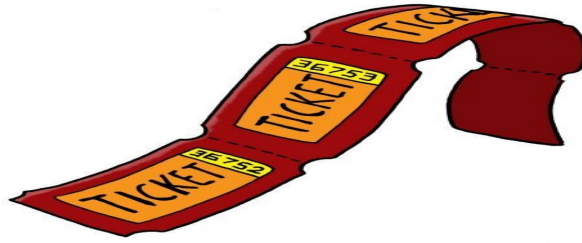


Opportunity Quilt 2021: Kaleidoscope

(An optical device with 2 or more reflective surfaces used to create and examine beautiful repeating patterns).

There will be some sets of strips that need assembling available at the **March 10th meeting**. We will be asking for a quick turnaround to keep on schedule therefore we would be picking them up on **Thursday March 18th @ 6:30 p.m.** in the church parking lot.

- ♦ Your fundraiser quilt, "**Kaleidoscope**", should easily generate ticket sales for our Guild. The tickets will be available at every meeting for **\$1.00 each or 6 for \$5.00** so tell your friends and family about winning this beautiful quilt!
- ♦ The Opportunity Quilt will be raffled off during the 2021 December Holiday Party.



A sign- up sheet will circulate at the meeting and you can contact me with questions by text at 702-406-7401 or email phart49er@gmail.com

Thank you for participating,

Patricia Hart - Chair & Audrey Roberts - co chair

***This quilt kit is available for purchase at: Ashland Quilt Shop, link below:

<https://www.sewcreativeashland.com/search?type=product%2C&q=walkabout>



For Sale: Platinum 16 Sit down Free Motion Quilter.

Included : Table with flip-up leafs, Sew Slip top (helps with free motion), Bobbin Winder, Stitch Regulator.

Less than 10 hours of use.

Current Retail Price: \$5,499.00

Asking Price: \$3,000.00

Free Delivery in Las Vegas Valley.

Contact Beth at Beth1boy-er@yahoo.com





Tips By Phyllis

We use our machines day in and day out and give little thought about what is happening inside our machines. With the Covid isolation, I would venture to say they are getting more use than any year previous to Covid-19. How many of you know how to clean out your machine or even think about cleaning your machine? Sure, we try to be good about getting out machines in for service maybe once every year or two.

Maintaining your machine keeps it in good working order and preserves the life of your machine, especially the new computerized machines.

Here's what happens to your machine with normal usage.



With just a few minutes of cleaning after each project you can avoid this mess. Here are a few tips to remember about maintaining your machine.

- 1, Cover your machine when not in use
2. Unplug your machine when you are finished quilting or sewing for the day . This avoids shorting out your machine in cases of a power surge. Be sure to unplug your machine before you try to clean it.

Tips By Phyllis (Con't)

3. After each project, take off or unscrew the throat plate or open the front or side panel to take out the bobbin and bobbin case and clean the lint out of the bobbin case.

I have found that these small brushes work wonderfully. They attract dust and hold onto it. They also can get down into the body of the machine easily.

4. DO NOT use canned air to blow out the dust. It has a propellant that causes the dust to stick to the internal components. It also blows the dust deeper into your machine.

5. There are also vacuum attachments that are not very expensive that you can use to get the dust out of the inside of the machine.



to

6. Many of the new machines do not need to be oiled. However if you have a machine that needs oil, check your manual for how often to oil and make sure you place the drop of oil in the right place.

7. When cleaning out your machine for dust, you will need use a pair of tweezers to pick out any threads caught in the thread cutter.

8. Don't forget to clean dust out of the feed dogs.

If your machine has screws in the throat plate that have to be removed to take the throat plate off, a screw driver can be awkward to manipulate. Try using a dime or quarter to unscrew those pesty screws.

9. If you have never taken your machine apart before, make sure to note how you take things out of your machine, so that you can put them back in the correct order and position.

10. Avoid issues with getting thread caught where it can cause problems such as:



Avoid putting your spool of thread to the right of your machine where it can get wrapped around the hand wheel. When winding a bobbin take care it is not winding around the spindle instead of the bobbin.

11. Thread sometimes gets caught in the tension disks, using a pipe cleaner and running it gently through the tension disks keeps dust and errant threads out of the disks.

Happy Quilting...Phyllis

2021 BOARD MEMBERS

President	Cindy Heller
Vice President	Phyllis Suiter
Secretary	Beth Boyer
Treasurer	Cathy Gordon

COMMITTEE CHAIRS

Charity	Ruthie Kerr
Hospitality & Refreshments	Janis Schoen Darlene Mast Anna Marie Burge
Membership	Pamela Sutton
Newsletter	Rose Francis
Opportunity Quilt Programs	Patricia Hart Candi Garner
Sunshine	Tyler Janes
Ways & Means	Sue Shamis
Webmaster	Phyllis Suiter
Facebook Administrator	Pamela Sutton

Happy Birthday Quilters

Diana K.	03/01	Marsha L.	03/13
Donna C.	03/02	Linda H. M.	03/16
Teresa H.	03/03	Patricia A. F.	03/17
Ruthie K.	03/04	Diane B.	03/21
Gina F.	03/07	Pam P.	03/22
Jo Ann L.	03/09	Beth B.	03/24
Linda H.	03/13	Tyler J	03/24
		Kathleen S.	03/26
		Laurel T.	03/26



General Membership Meetings

2nd Wednesday each Month
Saint Andrews Lutheran Church,
Fellowship Hall, 8901 Del Webb Blvd,
Las Vegas, NV 89134
6:30 PM— 8:30 PM
\$20 Membership Fee Per Year

Contact Us

Website (click address): [https://
www.lasvegasquilters.com/](https://www.lasvegasquilters.com/)
email: lvqwebmaster@gmail.com
Emails will be forwarded to
correct respondent.

Write: Las Vegas Quilters
P.O. Box 36296
Las Vegas, NV 89133



Sunshine by Tyler Janes

Cards of encouragement and well-wishes are sent to members that we know are going through difficulty (i.e., surgery, grief, etc.), as well as birthday greetings via email. If you know of anyone who could use encouragement, or whose birthday we missed, please contact me at tyler@ntjanes.com
Tyler has asked if any member hears anything about another member that they feel possibly just needs a special note sent, phone call, etc., please reach out to Tyler at the above email address.



NEWSLETTER

If you have news, tips, articles, or advertisements you'd like to share, please send them to Rosemarie Francis at happyquilter0318@gmail.com
The deadline for articles is the 23rd of each month.

Advertising Rates:

Full Page	\$50.00	Quarter Page	\$12.50
Half Page	\$25.00	Business Card	\$ 5.00

Checks should be made payable and mailed to Las Vegas Quilters Guild, P.O. Box 36296, LV, NV 89133

NOTE: All members may place one business card size ad for free, once every 12 months, for personal or business purposes.



MINT CHOCOLATE PUDDING COOKIES

Mint Chocolate Chip Cookies made with pudding mix, mint extract & chocolate chips. Lovely cookie recipe perfect for those who love mint chip ice cream!

Prep Time 10 mins

Cook Time 10 mins Total Time 20 mins



Mint Chocolate Chip Cookies made with pudding mix, mint extract & chocolate chips. Lovely cookie recipe perfect for those who love mint chip ice cream!

Prep Time: 10 minutes

Cook Time: 10 minutes

Total Time: 20 minutes

Servings: 3 dozen

Ingredients

- 1 cup sugar
- 1/2 cup butter softened (1 stick)
- 1 egg
- 1/2 cup sour cream
- 1 small box instant vanilla pudding mix 3.4 oz
- 1/2 tsp salt
- 1/2 tsp baking soda
- 2 cups all-purpose flour
- 2 tsp mint extract
- 3 drops blue coloring + 10-15 drops green coloring
- 1 1/2 cups chocolate chips*

Instructions

1. Cream together sugar and butter. Add egg, sour cream and pudding mix. In a small bowl, combine flour, salt & baking soda. Incorporate flour mixture into the pudding mixture and mix until well combined. Add mint extract and food coloring until desired color is achieved.
2. Add in chocolate chips. *I used 3/4 cup chocolate chunks, 3/4 cup regular chocolate chips and 1/2 cup Andes baking bits. Any combination is wonderful, but note that while the Andes mint baking pieces add an incredible flavor, they kind of disappear in the cookies. So add them in addition to the 1 1/2 cups chocolate chips, if you opt to put them in!
3. Drop by rounded tablespoonfuls onto greased cookie sheet.
4. Bake at 375 for 10 minutes. Transfer to a cooling rack and enjoy!