

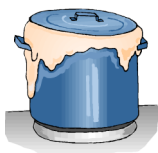
Presidents Letter

By: Janis Schoen

WOW...so now it is April 2024! Grace McGrath and I took a road trip to St. George, Utah to check out the fabric stores and the hotel. It will be good to be back at the larger hotel where we can be together in one room. Grace and I have secured discounts from many of the fabric stores and if you are anything like me your credit card will come home with you at a remarkably elevated temperature. We are indeed close to our limit of attendees for the retreat. We will keep you informed as we get closer to the date.

I hope you all had a chance to visit the Desert Quilters of Nevada quilt show. It was amazing to see all the beautiful quilts that were on display. A special thanks goes to Nancy Barnhard for bringing the Opportunity Quilt to the show, she got a great response for us.

Kitchen Tip:



Want to stop a pot of boiling water from boiling over? Place a wooden spoon across the top of the pot...it is like magic, no mess.

Looking forward to seeing all of you on Friday night!



President Quilter's Chat:	1
Membership Information:	2
New Members:	3
Programs:	4
Programs, cont'd:	5
Program class information:	6
Program class information:	7
Program class information:	8
Program class information:	9
Opportunity Quilt:	10
Birthdays/Board Members:	11
Raffle Items:	12
May Picnic Information:	13
Charity Information:	14
Charity Info. cont'd:	15
Charity Info., cont'd:	16
Charity Info., cont'd:	17
Charity Info., cont'd:	18
For Sale Items:	19
For Sale Items, cont'd:	20
Longarm Quilters Reference:	21
Quilty Cat Crafts Ad:	22
Anti pickpocket Bag Pattern:	23
How to organize all those	24
April Word Search:	25
April Recipe: Super Nachos	26

MARCH 2024 – MEMBERSHIP INFORMATION FROM THE BYLAWS AND STANDING RULES

Please take a moment to refresh yourselves with our membership guidelines.

BYLAWS OF LAS VEGAS QUILTERS As Amended September 9, 2015


ARTICLE III – MEMBERSHIP

Section 5: Dues. Dues are due at the beginning of the fiscal year. New members joining on or after September 1st shall be prorated at 50%. **Members who have not paid their dues by April 1st will be dropped from the rolls and will no longer receive the newsletter.** Late renewing members (members from the previous year) will pay the full amount of annual due.

STANDING RULES

II. MEMBERSHIP

- A. Membership dues are \$20....
- B. Guests may attend no more than two meetings annually without becoming a member.
- C. Membership lists are private to LVQ members and **MUST** not be used or distributed for solicitation of any kind.
- D. Membership lists will be provided each month to Newsletter, Sunshine, and Hospitality chairs.
- E. Membership lists will only be provided to officers, committee chairs, or other members upon request and for the sole purpose of fulfilling their duties.
- F. **Members and guests will sign in at all meetings.**





Welcome to all of our new members, as we continue to grow and expand at our Las Vegas Quilt Guild.

This month as a Guild we have 198 members and they keep on joining!

We had 11 new members join us for the 2024 year, to date.

Please welcome our eleven newest members to our roster:

Jeanne Copeland	Delores Hall	Jan Hromada	Glenda Marsh
Bart Mc Cough	Virginia Sprinkle	Jessica White	Margaret Becker
Regina Baer	Carol Meyers	Linda Justus	

PROGRAM INFORMATION FOR 2024



April 5th : Meeting

Brown Bag Challenge Reveal

see following pages for more information on Brown Bag Reveal

April 6th:

SEW DAY - Taco Pouches with Debi Cooper all fabric provided by Las Vegas Guild

April 20th:

Sew Day—Paper Piecing 101 with Cathy Gordon

10:00am to 4:00pm

****PLEASE SEE INFORMATION BELOW ON HOW TO SIGN UP****

May 3rd: Meeting

Christa Watson Domestic Machine Quilting Trunk Show & Saturday Workshop

May 4th:

Sew Day Christa Watson Workshop Domestic Machine Quilting Workshop \$80.00

See following page for more information on Christa

June 7th: Meeting

Brandon Wulff, <https://bwulffandco.com/en-us> Biscotti Trunk Show via Zoom

June 8th:

SEW DAY - Scrap Quilt with Ev Dahl

July 5th: Meeting

Ice Cream Social - SNIP IT, RIP IT, DROP IT, PASS IT with winter themed fabrics

July 6th:

SEW DAY - SNIP IT Winter quilts & laptop prop cubes for charity.

July 11th—July 13th, 2024

Let's get Tropical—Tropical Retreat

Hilton Garden Inn

St. George, UT

PROGRAMS CONT'D:

August 2nd: Meeting

Winter Quilt Parade

August 3rd:

SEW DAY -Three Dudes Quilt with Chris or Legit Kits Workshop with fee \$80.00

September 6th: Meeting

SchoolHouse Demos - email Krystalhosmer.1@gmail.com if you have a demo suggestion

September 7th:

SEW DAY - Curves Class with Wendy Strumwasser *pattern purchase required*

October 4th: Meeting

Strip Roll Game with Spring Fabrics

October 5th:

SEW DAY—Many Moons class with Jen Wagner *pattern purchase required*

November 1st: Meeting

Quilter's Will and Bequests with Mary Kate & Krystal

November 2nd:

SEW DAY - Duckworth Log Cabin Blocks with Krystal

December 6th: NO MEETING

Holiday Party
Los Prados Golf Club



ChristaQuilts

Make it yourself. Make it your own.

Modern Machine Quilting: Walking Foot & Free Motion with Christa Watson

Description:

Take your quilts to the next level by adding depth and dimension to your designs. The secret is learning to let go of perfection by creating asymmetrical textures that require little to no marking of the quilt. Unleash the potential of your domestic machine by utilizing both free-motion quilting and walking foot (or dual feed) techniques. Practice on pre-basted fabric and batting samples or use up leftover quilt blocks.

Supply List

- Required: copy of Christa's book: *99 Machine Quilting Designs*, available for purchase ahead of time at shop.ChristaQuilts.com.
- Recommended: Christa's book "*How Do I Quilt It?*"
- 12 practice quilt sandwiches consisting of two large squares of solid or tonal colored fabric basted together with batting in between; I recommend at least 10" for the top square, 11" for the batting, and 11" or more for the bottom square of each sandwich. Baste using basting spray or pins and do NOT stitch around the edges.
- Thread to match your fabrics. I recommend high quality 100% cotton, 50 weight.
- Extra bobbins, thread snips.
- Washable marking pen and straight edge, or painters tape to use as a guide.
- New machine needle: I recommend size 80/12 sharp or topstitch.
- Sketchbook and pen or pencil for note taking and design sketching.
- Sewing machine in good working order with owner's manual and all attachments.
 - It should have zig-zag capabilities and at least a couple of decorative stitches.
 - Make sure the zig-zag stitch plate is attached. This is the regular one that comes with the machine and has a wider hole.
 - Don't forget to bring the entire base of your machine. In other words, don't leave the free arm exposed so you have enough work area.
- Open toe walking foot to fit your machine, or BERNINA dual feed with 20D foot
 - Arrive with it already attached.
- Free motion foot to fit your machine – please make sure it fits before class.
 - I prefer the Bernina open toe 24 or the BSR.
- Most important – bring your "can-do" attitude – this is going to be fun!!!

Social Media Contacts

christa@christaquilts.com; christaquilts.com; [@christaquilts](https://www.instagram.com/christaquilts)



ChristaQuilts

Make it yourself. Make it your own.

How Do I Quilt It?

By Christa Watson

Description:

This informative lecture is based on Christa's book of the same name.

Learn the secrets for domestic machine-quilting success which include: adequate basting, choosing the right thread colors, thinking about how to divide and conquer each task, and learning how to create rich texture with little to no marking of the quilt.

Christa will also discuss the importance of making a quilting plan, so you can figure out the best path around the quilt with the fewest stops and starts. Once you see how easy and carefree her methods can be, you'll feel empowered to quilt your own quilts!

Social media handles:

[@christaquilts](https://www.instagram.com/christaquilts)
Christaquilts.com
Christa Quilts Facebook Group

Bio: Christa Watson is an award-winning quilter who loves to perform all of her own "stunts" on a regular home sewing machine. She's a fabric designer for Benartex, and author of several books on machine quilting. She loves to empower others to quilt their own quilts and have fun doing it!



SHOW US YOUR W.I.P. HAND

What if you won some cash for keeping your promise

to yourself to **FINISH** Projects? There are many names for those unfinished quilt projects we all have stashed in our closets, under the bed or in drawers or bags... WIPs (*works in progress*), UFOs (*unfinished objects*), NFUFO (*nearly finished UFOs*), BBUFO (*barely begun UFOs*), PIPS (*projects in process*), WISPs (*works in slow progress*), WIVPs (*works in very slow progress*), FIGs (*projects in grocery sacks*).

We started them because we liked them but for one reason or another we put them aside to finish at another time. Wouldn't it be nice to see those quilt projects completed instead of hiding them away for a few more years? What if the Guild held you accountable to finish those projects?

LINE UP YOUR CARDS

On the attached 2 sheets, list up to 6 UFOs you are committed to finishing this year. Fill out your name and email address. Fill out both sheets and **turn ONE COPY** in

to **KRYSTAL HOSMER** with your **Buy In Bets** at any **LVQ** event. **Tack the other one up in your sewing room RIGHT BY YOUR MACHINE** so you see it every time you sew.

PLACE YOUR BETS

For each project your list, a **BUY IN BET** of \$5 is on the line. You may enter up to 6 projects for the year - \$30 total **Buy In Bet**

PLAY THE GAME

Starting at the February meeting, Krystal will pull a number (1-6) and announce it at each meeting. **For the next month you are to work on the project on your list that corresponds to that number and try to finish it** (the minimum definition of "finished" is a completed top) **for show & tell for the next month.** Check a box for every project you finish! Think how proud you'll be when you tell us all "I finally finished this quilt!" The applause alone will make it worth the work!

GO "ALL IN" AND TAKE THE POT

For each month you complete a UFO Challenge and bring it to Show n Tell, **you'll get a drawing ticket to the 50/50 Drawing** we'll hold at the **2024 LVQ Holiday Party.** **The Winning ticket gets 50% of the Buy in Bets and the Penalties!** The Guild keeps 50% to expand the budget for 2025. The more quilts you finish the more times you'll be entered into the drawing.

******* NO BLUFFING! *******

If you do **NOT** complete the UFO challenge for the month, you must pay in an additional \$5 penalty at the next meeting. Keep your word to yourself to avoid the penalty.

DOUBLE DOWN

Once you finish a project, if you don't want the quilt, you can donate it to one of our guild charities. **Each completed UFO quilt that is donated to the Guild will receive one additional drawing ticket.** You must donate the quilt at the meeting your bring it in for Show n Tell.



I'm Betting on Me!

I solemnly swear that I will finish these 6 UFO projects! I am betting \$5 per project that I can meet this challenge. If I do not complete my UFO for the month, I will pay a penalty of \$5 at the next LVQ Guild Meeting.

Name: _____

Email: _____

1) _____

4) _____

2) _____

5) _____

3) _____

6) _____

Amount bet: _____

Projects Completed 1 2 3
4 5 6



I'm Betting on Me!

I solemnly swear that I will finish these 6 UFO projects! I am betting \$5 per project that I can meet this challenge. If I do not complete my UFO for the month, I will pay a penalty of \$5 at the next LVQ Guild Meeting.

Name: _____

Email: _____

1) _____

4) _____

2) _____

5) _____

3) _____

6) _____

Amount bet: _____

Projects Completed 1 2 3
4 5 6

CLASS EXPLANATION AND SUPPLY LIST:

PAPER PIECING WITH CATHY GORDON

APRIL 20th @ 10:00am to 4:00pm

Classes are \$35.00 each and please pay by cash or check, made out to Las Vegas Quilt Guild

If you are joining Cathy for her **April 20th class**, you may pay for class by mail to the following address:

Send your name, phone number and check for \$35.00 to:

Las Vegas Quilters

PO Box 36296

Las Vegas, NV 89133

Note on your check: April 20th class

****PLEASE KEEP IN MIND THAT YOU WILL HAVE TO BE PAID IN FULL BY APRIL 13th FOR HER APRIL 20th CLASS.**

Your registration fee includes the following:

Church room fee

Kit with foundation papers and fabric that will be used for these classes.

Please bring the following items to each class:

Rotary cutter

Small cutting mat

Add a quarter ruler or 12" ruler with 1/4" markings

Thin piece of cardboard and/or a postcard, to aid in folding your paper

Small iron or clover iron

Sewing machine in working order

Sewing Tools:



2024 Opportunity Quilt

Remember to bring your money to purchase tickets for our 2024 beautiful Opportunity Quilt. The Opportunity Chair will have this awesome quilt on display at each meeting for all to see. We will be raffling off our Opportunity Quilt at our Holiday Party on December 6th. Remember tickets are only:

\$5.00 for 6 tickets or \$1.00 for 1 ticket

(remember our money helps the guild grow, in so many ways.



Happy April to all of our members who share a birthday this Month

2024 BOARD MEMBERS

President Janis Schoen
 Vice President Sharon Melpolder
 Secretary Grace McGrath
 Treasurer Pam Parisien/Pam Keenan

COMMITTEE CHAIRS

Charity Mary Kate Erickson
 Hospitality & Refreshments Pat Vatthauer
 Membership Pamela Sutton
 Newsletter Rose Francis
 Opportunity Quilt Cathy Gordon
 Programs Krystal Hosmer
 Retreat Janis Schoen
 Sunshine Tyler Janes
 Ways & Means Deb Cooper
 Webmaster Phyllis Suiter
 Facebook Administrator Pamela Sutton



Patti W.	04/03
Charlene H.	04/03
Francine B.	04/11
Rosemarie F.	04/15
Sue S.	04/16
Glenda M.	04/17
Rani S.	04/18
Anna Maria B.	04/19

Mauri C.	04/19
Cindy S.	04/22
Lucia H.	04/24
Jennifer W.	04/25
Allison T.	04/27
Carol B.	04/28
Loretta F.	04/28

General Membership Meeting

April 5th, 2024
6PM to 8PM

1st Friday of each Month
Spring Valley Baptist Church
3135 S. Rainbow Ave.
Las Vegas, NV 89146
6:00PM— 8:00PM



Board Meeting
April 7th, 2024
@1:00pm
Janis's House

Sunshine by Tyler Janes

Cards of encouragement and well-wishes are sent to members that we know are going through difficulty (i.e., surgery, grief, etc.), as well as birthday greetings via email.



If you know of anyone who could use encouragement, or whose birthday we missed, please contact me at tylercjan@yahoo.com

Tyler has asked if any member hears anything about another member that they feel possibly just needs a special note sent, phone call, etc., please reach out to her and she would be more than happy to take care of this for you.

NEWSLETTER

If you have news, tips, articles, or advertisements you'd like to share, please send them to The deadline for articles is the 23rd of each month. Rosemarie Francis at happyquiltero318@gmail.com

Advertising Rates: Full Page \$50.00 Quarter Page \$12.50 Half Page \$25.00 Business Card \$ 5.00 Members have 1 free ad/ year

Checks should be made payable and mailed to: Las Vegas Quilters Guild, P.O. Box 36296, LV, NV 89133

NOTE: All members may place one business card size ad for free, once every 12 months, for personal or business purposes.

Contact Us

Website (click address): <https://www.lasvegasquilters.com/>
 email: lvqwebmaster@gmail.com
 Emails will be forwarded to correct respondent.
 Write: Las Vegas Quilters
 P.O. Box 36296
 Las Vegas, NV 89133



Fundraising time is here again.....Look what we have to raffle off for the next six months...This bundle will be raffled off at our June 2024 meeting, so get those tickets now. The best deal, besides this awesome "bundle" is that ticket prices have stayed the same. So, **6 tickets for \$5.00** or **1 ticket for \$1.00**. You won't want to miss out!

Again, the items below are a **bundle**, so if you have the winning ticket,

YES you win **BOTH!**



Brother 1500s Nouvelle Sewing/Quilting Machine:



Flynn Multiframe Quilting System :



Sewing Machine in picture is not included in raffle. The raffle will include the "Flynn Quilting System" along with the Brother 1500 series Nouvelle Sewing/Quilting Machine as seen in

See Debi Cooper at our meetings to purchase tickets or you may contact her @

k9smom@live.com

MOUNTAIN CREST PICNIC AREA “C”

4701 N. Durango, Las Vegas, NV 89129



Area C is located West central of the park

Saturday, May 18th, 2024

Noon – 3:00 PM

Mountain Crest Park

For Food Planning Purposes, RSVP Required by **5/9**: to Janis Schoen via email at jschoen1077@gmail.com

Feel free to bring wine, wine coolers, or beer but no glass allowed, pour into appropriate containers, prior to arrival.

AREA C: We have 8 large, cement, “shaded” picnic tables, you’re welcome to bring a lawn chair too!

No staking allowed (don’t bring portable canopies and such).

Yes, pets are welcome, but must be on a leash at all times.

Activities:

Raffles (normal donations \$1/ticket or 6 for \$5)

Brother Sewing/Quilting Machine with frame from Deb Cooper

Opportunity Quilt

Bingo (3 Games, 3 Prizes) **Bring change**, to donate to charity



Dear Members of LV Quilters,

At a recent meeting, the Board discussed ways to help more than our “core” Charity / Outreach recipients and we came up with an idea for your consideration.

The idea is to have a non-profit of the quarter receive items that are different than the items we currently donate – Quilts of Valor or feminine hygiene supplies, for example. This is where you come in.

If you nominate a non-profit organization to be the recipient of donations from us, **you must be willing to be the contact for LVQ.** Volunteer with a friend or handle it on your own; you choose. You give a pitch at the meeting, provide information to our members, then gather and deliver the donations on behalf of Las Vegas Quilters. I will handle all of the behind-the-scenes tasks like publicizing your recipient, attending Board meetings and making certain guidelines for our not-for-profit status are protected

Interested?

Complete the form below and return it to either me or Janis Schoen by our next Board Meeting, on April 7, 2024 to have the non-profit you want to support reviewed / possibly adopted for the remaining year. Submissions will be voted on at our upcoming Board meeting. Thank you.

Sincerely,

Mary-Kate Erickson
Charity / Outreach coordinator
Las Vegas Quilters

--cut here----- cut here-----cut here-

NAME OF NON-PROFIT: _____

WHAT DO THEY PROMOTE: _____

WHAT TIME OF YEAR IS THEIR BUSIEST? _____

WHAT TYPE(S) OF ITEMS DO THEY NEED: _____

ANY THING ELSE WE SHOULD KNOW _____

YOUR NAME: _____

CONTACT INFO FOR YOU: _____

Ongoing Charity Opportunities

“GIVE WITH AN OPEN HEART”

NEW!! CHARITY OF THE QUARTER, April, May and June 2024:

“The Pad Project”

LVQ Guild liaison: Gina Fiddes

*** Baby Charities / First Choice Pregnancy Center**

Flannel receiving blankets, burp cloths items made with yarn (afghans, hats, booties, etc)

*** Dog Beds**

Beds for all sizes of dogs stuffed with quilting fabric scraps, batting and all things soft.

*** Fisher House**

Pillowcases and lap-sized quilts—48” to 70”

*** NICU / Valley Hospital's**

Isolate covers measuring between 30” square up to 40” square to protect the babies’ eyes from the bright hospital lighting.

*** Project 150 (for homeless or at-risk teens)**

Monetary donations or fast food restaurant gift cards, gently-used clothing, new socks, travel-sized toiletries from your travels, menstrual supplies, nutritious snack and food items

Thank you for your continued generosity with all of our Charity endeavors. You are appreciated.

Sincerely,

Mary-Kate Erickson, LVQ Charity Coordinator

As you can see, the heart rests
in the center of the palm.

The Heart-in-Hand symbol represents
Charity given with an open heart.



CHARITY CONTACTS

Lead / Coordinator

Mary-Kate Erickson

EricksonMK@Gmail.com

*QUARTERLY CHARITY Mar—June

“The Pad Project” - Gina Fiddes

“BABY” CHARITIES (ALL things “baby)

Barb Shell—thank you for stepping up!

FISHER HOUSE (Pillowcases and Lap Quilts)

Felicia Cormier and Joan Marsh

NICU and PEDIATRICS

Mary-Kate Erickson

PROJECT 150 (Teens) - Food Gift cards & Snacks

Ruthie Kerr, assisted by Krystal Hosmer

DOG BEDS for VARIOUS SHELTERS

(Scraps for Dog Beds + Beds themselves)

Theresa Nelson and Mary Glenn

MANY HANDS MAKE LIGHT WORK



MONTHLY CHARITY EVENT

In an attempt to work through our Guild stash of quilt tops, donated UFOs and other things fabric, we continue to gather to work on a variety of projects. Sometimes we will be prepping projects and other times we will be sewing.

PLEASE SAVE THE FOLLOWING DATES and join us as your schedule allows.

Saturday, April 6, Spring Valley Baptist Church, 10:00am—4:00pm

Project focus: Lesson with Deb Cooper—sewing Taco Pouch bags for Project 150 with a special Taco Salad potluck lunch.*

FULL* WAITLIST ONLY NO FEE. PRE-REGISTRATION REQUIRED.

♦ **Sunday, April 14**, Christmas Goose, 12:30pm—3:45pm

Project focus: Assembling First Aid kits, Taco Pouch zipper bags and “handle bags” as gifts for our Project 150 teens. NO SEWING THIS DAY

♦ **Tuesday, May 7**, Sew Yeah Quilting 10:30am—3:00pm

Project focus: The Pad Project sew day (see separate article for info page 18)

♦ **Sunday, June 30**, Christmas Goose, 12:30pm—3:45pm

Project focus: to be determined

♦ **Thursday, July 24**, SEWabilities, 10:30am—3:00pm

Project focus: to be determined

READ YOUR EMAIL FOR UPDATES!

CHARITY / OUTREACH

ACCOMPLISHMENTS

THANK YOU for donating to our Charity partners!

In February, we donated to and helped the following Charities:

First Choice Pregnancy Center – 11 burp cloths, 9 spit-up cloths, 7 crocheted beanies, 3 afghans, 3 receiving blankets, 6-pack of baby socks and 2 head bands

Fisher House – 2 twin-size quilts, 11 XL lap quilts, 9 lap quilts, 3 large afghans

NICU - 18 isolate covers / quilts

Pediatrics - 14 quilts and 1 crocheted beanie

Project 150 – 1 fleece hat and scarf set, miscellaneous clothing, toiletries and snacks

Vegas Valley Animal Shelters –11 beds to Animal Foundation, 42 beds to Pawsitive Difference, 6 beds to Fido's Kitchen / Paw Partners Unleashed and 26 beds to Nevada SPCA

As always, your generosity is appreciated.

KEEP YOUR DONATIONS COMING!

ANY QUESTIONS? PLEASE CONTACT:

Mary-Kate EricksonMK@GMail.com

CHARITY CORNER

Hello and welcome to the Charity Corner. LVQ member Gina Fiddes submitted a request to have a cause she supports, “The Pad Project”(TPP), to be our first quarterly non-profit group to support. Her request was approved by our Board and TPP will be an extra non-profit for LVQ to support this April, May and June. We will have a short informational presentation at our April meeting and more information will be sent in the next Newsletter.

SAVE THE DATE because time to sew for TPP has been scheduled for Tuesday, May 7, 2024 at Sew Yeah Quilting on Rainbow. Details to follow soon.

Read about The Pad Project at: www.toolittlechildren.org

Thank you for your ongoing generosity to all of the groups we support through Charity / Outreach. Your generosity is humbling and truly appreciated by those in our community touched by Las Vegas Quilters. Thank you.

Mary-Kate Erickson, LVQ Charity Coordinator





A quilting Sister passed away last year and her daughter has to sell her sewing/embroidery machine and sewing room furniture. Here are pictures of the items. The furniture is all custom made and in excellent condition. The Bernina 730 Sewing/embroidery machine is in excellent condition and all hoops and attachments are included. Please contact Sheri Brown at brownsberi57@gmail.com if you are interested.





The Arrow Judy 101 sewing cabinet allows you to sew in any position, with the adjustable height hydraulic airlift mechanism.

The Judy accommodates sewing machines up to 20-7/8" wide (left to right), 11-3/8" deep (front to back), 13" tall, and 55 pounds.

Specifications:

Open dimensions: 50-3/4 x 17-1/4 x 29-1/2 inches

Weight: 63 pounds

Color: white



Contact: Glenda Marsh @glendelz@gmail.com

Grace Company Q-Zone Quilting Frame

FOR USE WITH DOMESTIC,
MIDARM OR LONGARM
WITH UPGRADED DUAL TRACK

\$500

FRAME & CARRIAGE ONLY
BOXED FOR PICKUP
TOOLS & INSTRUCTIONS INCLUDED

CALL KRYSTAL
702-767-3910



LIST OF LONG-ARM QUILTERS

Barbara Italiano: 760-703-9503, 7275 Quaking Aspen St LV 89149, [bitaliano@prodigy.net](mailto:italiano@prodigy.net)

Bess Navalta: 702-883-6331, Henderson, www.sewsimplyquilting.com

Brenda Varney 702-326-5357 6120 Cocktail Dr Las Vegas

Chris Meeks: 614-209-9490, 197 Lynbrook St Henderson

Christmas Goose: 702-877-1158, 2988 So Durango Dr STE 109

Cindy Salerno 310-850-0225 7744 Painted Sunset Dr LV 10s4cbs@centurylink.net

Donna DeLaricheliere: 702-269-2059, 1128 Hidden Mist St Henderson

Emma Murphy N. Las Vegas redponyquiltco@gmail.com or www.redponyquiltco.com

Gina Fiddes: 702-741-4040, 7021 Villada St NLV

Heidi Aker: 702-606-6146

Helene Levy The Urban Quilter, 207-838-4422 9599 W. West Charleston Blvd #1115 LV

Kim Swatek: 702-218-3046, 4258 Country Glenn Cir NLV

Lin Zhao: 702-450-0855, 231 Eldorado Ln LV

Linda Natale: 702-378-1523, 10225 West El. Campo Grande, LV

Linda Spector: 702-908-9761, 5300 E Desert Inn Unit 227

Lorraine Allers: 951-317-8443, 2505 Rock Pigeon Ave, NLV

Marky Brown Qt Quilting, 806-681-2171, 3313 Heatherdale Ct.89108

Facebook @qt.quilting

Marlin Williams: 714-231-3409, 209 S Stephanie St #B178, Henderson

Melissa Bonilla: 805-404-3965, 931 Cedar Cliff Ave LV

Nancy Owens: 702-845-3667, 164 Deanna Wy, Henderson

Sew Yeah Quilting: 702-586-8676, 1540 Rainbow Blvd LV

Vicki Ruebel: 702-640-0057, 2475 West Cheyenne LV (The Orchid Owl)

BINDING SERVICES

Darlene Liuska 702-858-8275, If you are in need of binding services, please call Darlene and she will be happy to quote you on her work. Darlene sews all her bindings by hand and offers a great service.

Welcome to [Quilting Cat Crafts](#) store, where you can shop online and enjoy some great prices. Liz of the [Quilting Cat Crafts](#) store has reached out to our Las Vegas Guild to advertise and share her great deals. Please feel free to take a look online, (follow the arrow below) to her website and see what deals that you "can't live without" enjoy!



Featuring your favorite
*** Boundless Quilting Fabrics ***
formerly sold by Craftsy
(now out of print)

Shop for your favorites including:

Batik ♥ Botanicals ♥ Collage ♥ Dutch Garden
Floral Shoppe ♥ Fractals ♥ Jitterbug ♥ Marine Life
Ombre ♥ Solids ♥ Trolls® ♥ Violette
and more for **\$5.00 per yard!**

Shop online at

www.QuiltingCat.com
Facebook.com/quiltingcatcrafts

Click here.....

[Quilting Cat Crafts](#)

AllSTITCH®
Machine Embroidery Supplies

[Best Embroidery Hooping Tips & Tricks – AllStitch Embroidery Supplies](#)

CLICK HERE:

Everyone needs a "ANTI PICKPOCKET BAG. To make this fun, cute and protective bag, click on picture below:



Anti Pickpocket Bag

Featuring twisted fabric handles >

through a quiz, below, meant to reveal your ideal scrap-saving philosophy. She then offers ideas that can coordinate with the different approaches to scraps.

By [American Patchwork & Quilting Editors](#) | Published on September 9, 2022



Have you ever thought, what to do with all those scraps? How can I organize "SO" many "pieces of fabric"?

Check this video out by clicking on the picture above.





APRIL

WORD SEARCH




a d x a l i p c w a i
y i g b e e d u j n s
k a a i o l a v t h s
u m e o h o f d u o e
f b z i i u f h l i m
a n c k j a o i i i y
h d b n g r d o p u i
a e e e l b i i o j v
m a g f o o l u d p a
e a s t e r v i k e x
p s a l m e o i o u a
b v t o u u n c t o t
c u n d e r g r a d s
p a s s o v e r u u e
e s h o w e r s r y i
d a t a b f e d u r n
v b l o o m q f s a i
e s h p f g z v w x a

WORDS



- showers
- underground
- daffodil
- tulip
- bloom
- taurus
- diamond
- earth
- easter
- passover
- fool



Recipe of the Day: What to Cook in April

RECIPE COURTESY OF [RACHAEL RAY](#)

Super Nachos

2 bags corn tortilla chips in 2 colors or different flavors, such as blue corn, red corn, yellow corn, lime flavored, chili flavored or black bean chips -- pick 2 favorites Pico de Gallo Salsa:

4 vine ripe tomatoes, seeded and chopped

1 jalapeno pepper, seeded and finely chopped, for medium to hot heat level

1 small white onion, chopped

1/4 cup, 2 handfuls, cilantro leaves, finely chopped -- substitute parsley if cilantro is not to your liking

Salt

Beef and Beans Topping:

1 tablespoon extra-virgin olive oil

1 pound ground sirloin

2 cloves garlic, chopped

1 small onion, chopped

1 jalapeno pepper, seeded and chopped

1 teaspoon salt

1 1/2 teaspoons dark chili powder

1 1/2 ground cumin, half a palmful

2 teaspoons to 1 tablespoon cayenne pepper sauce, giving you medium to hot heat level

1 can black beans, 15 ounces, drained

Cheese Sauce:

2 tablespoons butter

2 tablespoons all-purpose flour

2 cups milk

3/4 pound pepper jack cheese, shredded, about 2 1/2 cups

1. Arrange a mixture of 2 varieties of corn chips on a very large platter or use your broiler pan as a platter.
2. Combine salsa ingredients in a bowl and set aside for flavors to marry.
3. Heat a medium nonstick skillet over medium high heat. Add oil, garlic, onion and peppers to the
4. pan and saute 2 minutes, then add meat and crumble with wooden spoon. Season meat with salt, chili powder, cumin and cayenne pepper sauce. Cook meat 5 minutes, then stir in beans and reduce heat to low.
5. In a medium sauce pot, melt butter and add flour to it. Cook flour and butter 1 to 2 minutes over moderate heat, then whisk in milk. When milk comes to a bubble, stir in cheese with a wooden spoon. Remove cheese sauce from the heat.
6. Pour cheese sauce evenly over the massive spread of chips and top evenly with beef and beans
7. and the pico de gallo. UBER NACHOS! Serve immediately as is or, garnish with your choice of
8. extra toppings from the toppings list.

