

# Cindy's Scoop!



I'm very excited to be your new president! We had our first board meeting this past week, and 10 out of 12 of the elected officers and appointed committee chairs were present, plus a co-chair, and what a great group! There's even a couple newbies, I can't wait for you to meet everyone. The meeting was a bit long but boy did we get a lot of balls roiling in the right direction:

- The Bylaws were reviewed, and it was determined they do not require revision or amendment.
- The Standing Rules were reviewed, are being revised, and will be ready for your purview and approval via majority vote, at next membership meeting.
- Speaking of membership meeting, with such a great showing at the picnic and holiday party, it's obvious we want to gather, and can do it safely. People are used to wearing masks, carrying hand sanitizer, and keeping a distance! See next page for **February membership meeting** details.
- We're scheduled to organize, inventory, and condense two storage units into one.
- The finance committee is reviewing the proposed annual budget, if there are major changes, it will be ready for your purview at the next meeting, otherwise the board will approve it.



**NOTE:** We need a Committee Chair for Ways and Means (responsible for fund raising, works with committee chairs involved with fundraising (i.e., opportunity quilt, quilt show, harvest festival, etc.)

**MEMBERSHIP DUES: Okay ladies, here's the skinny .....**

Only 31% of the membership is current in paying their dues right now! I get that you feel like you didn't get much for your money in 2020 (3 membership meetings and 2 special events: picnic and holiday party), but our operating budget cannot sustain overhead operating costs without your help (i.e., storage unit rental, church and venue rentals, refreshments, state and IRS filing fees, bank fees, insurance, post office box, website equipment and software, office supplies, raffle and opportunity quilt tickets, raffle gifts, give-a-way gifts, class instructors, etc., etc.). Additionally, our membership fee is only \$20 per year, the other two quilting guilds in Las Vegas are both \$35 per year.

Please, I'd really like you to stop what you're doing right now, and write a check to 'Las Vegas Quilters' for both 2020 and 2021, and mail it to: Las Vegas Quilters, P.O. Box 36296, Las Vegas, NV 89133.

Fact of the matter is, according to the Bylaws, Article III, Section 5: 'Members who have not paid their dues by April 1<sup>st</sup>, will be dropped from the rolls, and will no longer receive emails or the newsletter.' Please pay your dues! We're energized and looking forward to an exciting new year for you, and with you, please read newsletters for details.

This is a quote out of the Standing Rules, *"As a member driven organization, the Guild can only meet it's objectives with the full participation of each and every member. To that end, members are expected to actively participate in Guild activities and projects to the best of their ability and to share ideas. In return, they have the right to ask questions and voice concerns they have."* I look forward to spending time with each of you from a different perspective than before, and always feel like you can contact me with questions, concerns, and ideas.

Best Regards,  
**Cindy Heller**  
[hellerck@cox.net](mailto:hellerck@cox.net)



Valentine Bag pattern:

Click on the picture above to get started!

Table of Contents	
Presidents Message	1
Membership Meeting	2
Quilt Challenge	2
Charity	3
Membership	3
Valentine Pattern	3
Opportunity Quilt	4
Advertisement	4
Tips by Phyllis	5-6
President's Quilt	6
Birthdays	7
Contact Us	7



### February 10th Membership Meeting

We're so excited!!! We're back at Saint Andrew's Lutheran Church Fellowship Hall, 8901 Del Webb Blvd, Las Vegas, NV 89134, Wednesday, 2/10, meeting starts at 6:30 PM, please arrive 'prior' to that. We'll have tables and chairs spaced pretty good, but you must wear a mask please. We'll have bottled water and individually wrapped snacks for you (no hot or shared food).

- Presidents Gift (you're eligible for give-a-way just for attending)
- 50/50 Gift (buy raffle tickets (\$1 each or 6 for \$5), winner gets 50% of the cash)
- Business Meeting (15 min)
- Collection of 2020 and 2021 Membership Dues
- Cardmaking & Scrapbooking **Garage Sale**
- Bring supplies for Charity (see page 3)
- Bring fabric for the Opportunity Quilt Fundraiser (see page 4)
- Show & Tell (can't wait to see what you all have been making/doing!)

### Las Vegas Quilter 2020 Quilt Challenge

Reveals and prizes will take place at the March 2021 Meeting!

**Theme: "1820-2020 What's Old is New Again"**

Acknowledging that we have entered a new decade, the LVQ 2020 challenge is a once-in-a-lifetime celebration of **incorporating a mystery traditional quilt block into your own creation with a modern spin on it.** ~ Pam Sutton, LVQ Membership Chairperson ~



\* \* \* \*

My Call for Assistance: Since I usually handle the membership table 1) I am asking for at least two (2) to three (3) members to assist with setting up the display, managing the voting and tallying of the votes. My plan is to bring a couple of ladders and some rope and clothes pins to utilize for the display. Please contact me if you can assist with setup so I can continue my station at the membership table. I will have tags for voting and a dispenser for the votes to be gathered. You can call or text me: 702-748-6107. Thank you

### Instruction Refresher:

- 1) The traditional block pattern you draw must be incorporated into your own modern 2020 version of a quilt. You may repeat the block to comprise the total pattern of your quilt or item.
- 2) You must also use the year "2020" somewhere in your quilt.
- 3) Size: As small as a postcard, a greeting card, a special scrapbook page, a mug rug, a mini quilt but no larger than 30" x 30" (maximum perimeter: 120 inches) and anywhere in between. You may also incorporate your mystery traditional block into clothing or a bag. You can make your mystery traditional block any size you desire.
- 4) If you chose to make a quilt, your quilt must have three layers and include a label on the back. Pin the mystery traditional quilt you drew to the bottom righthand corner of your creation and be sure to put a label on the back of the quilt.
- 5) You cannot use quilts or items that you created in the past. Your entry must be fresh for this challenge. (Again, you cannot take something you have already made and slap whatever traditional block you have made onto it.)
- 6) Items should be received 30 minutes before the March 2021 meeting begins. Specific date and location will be confirmed.
- 7) Once the voting has taken place, a show-and-tell will be conducted during our meeting before announcing the winners (1st, 2nd, 3rd places), so you can walk us through your inspiration and design process. Note: You will be asked to tell us about your thought process and how you created your block, so please be prepared and ready to share. We appreciate your efforts and participation.

### CHARITY NEWS

We are all excited to see one another again, so, lets get ready with our hearts to give to the less fortunate. As listed on our website, we have chosen to focus on the following groups:

- Pillowcases for Child Haven (Maybe some of you would like to come over for a workday for this?)
- Quilts for Child Haven and Fisher House. I have a good supply of tops that have been donated that need layering.
- Quilts and/or pillowcases for Fisher House, located at the Veterans Hospital for families of sick/injured soldiers.
- Quilts for the North Las Vegas Police Department for Children in Crisis
- Isolette covers for many Neonatal Intensive Care Units in our Valley.
- Animal beds and/or scraps for filling the beds. Currently, Petco is not taking donations. We are hopeful that will change soon.
- Toiletries, socks, backpacks, nonperishable foods are constantly needed by Project 150 as thousands of our school age children are homeless.

Let us stand up and show that we are a group of kind and generous people. You may bring your items to the meetings or call me for pick up. My cell is 909-240-8378 or text me at that number, I do not check voice mails. My email is [ruthiekerr55@aol.com](mailto:ruthiekerr55@aol.com)



See you soon! Until then, THINK kindness.  
Ruthie Kerr, Charity Chair

### Membership

Members are Important... Not everyone is venturing out, remember to reach out to each other through a phone call to check up on your quilting sisters using facetime or hangout or just emails. Remember you can request a copy of the membership roster by emailing Pam and asking for a copy. Please abide by our bylaws and only use the roster for Guild business. Keeping in touch with our Quilting Sisters helps with not feeling so isolated. Don't sit at home feeling depressed, you're only a phone call away. Guild Members: A friendly reminder, if you see a new face, or someone struggling, please smile, offer assistance, ask them to join you at your table.

**Welcome New Members:** Veronica Hudson and Grace McGrath

### *Valentine Paper-pieced Block*

This 6 inch paper-pieced block is a Free pattern from Piece by Number

To obtain the pattern click on this link:

*Piece by Number*



OPPORTUNITY QUILT 2021

The pattern chosen for the Opportunity Quilt this year was designed by Karen Bates and published in Better Homes and Gardens Quilt Sampler Spring/Summer issue 2020. It is a bold, modern quilt entitled "Walkabout" for its Aboriginal fabrics. We will be making it with batiks in a queen size. We are asking members to please check your stash and kindly donate any colorful batik 1/2 yard or larger. Pieces labeled with your name and phone number will be returned if not used in the finished product. Please bring them to the February meeting so we can get started. If you're unable to make the meeting, call and they can be picked up.

As you know, members are needed at every stage of development. Members with cutting machines, like Brother Scan & Cut, etc. are encouraged to help cutting the material so the strips and pieces are uniform. It will make assembly much easier and yes, we need members to sew this together and get it quilted. When done we can start raising funds through our ticket sales. They will be sold at our meetings for \$1.00 each or 6 for \$5.00 and your friends, relatives, and neighbors get this same bargain rate if they'd like to purchase tickets thru you.

A sign- up sheet will circulate at the meeting and you can contact me with questions by text at 702-406-7401 or email [phart49er@gmail.com](mailto:phart49er@gmail.com)



Thank you for participating,

Patricia Hart - Chair & Audrey Roberts - co chair

\*\*\*This quilt kit is available for purchase at: Ashland Quilt Shop, link below:

<https://www.sewcreativeashland.com/search?type=product%2C&q=walkabout>

\*\*\*\*\*

For Sale: Platinum 16 Sit down Free Motion Quilter.



Included : table with flip-up leafs, Sew Slip top ( helps with the free motion), Bobbin winder, Stitch regulator.

Less than 10 hours of use.

Current Retail Price is \$5,499.00

Asking Price: \$3,000.00

Free Delivery in the Las Vegas Valley.

Contact Phyllis at [phyasuit@gmail.com](mailto:phyasuit@gmail.com)





### Tips By Phyllis

Have you ever heard of Tube Quilting? Tube Quilting got its start about 18 -20 years ago. With the use of Jelly rolls strips, it makes this technique fast and



convenient. The only tools needed are a rotary Cutter and a ruler with a 45 degree line or a 90 degree triangle ruler.

There are several ways of putting together strips that produce completely different looks.

One Method is to use four  $2\frac{1}{2}$  inch strips, cut width of fabric or use jelly roll strips. 2 light and 2 dark fabrics. Sew  $\frac{1}{4}$  inch seam, right sides together, the light to the dark strip on the length on one side. Then take and put the two strips right sides together. Light to dark. Sew  $\frac{1}{4}$  inch seam down one side, turn and sew down the other side. Press the strips flat. Now you have a tube, hence the term Tube Quilting!




With your 90 degree triangle or ruler with the 45 degree line, place the point of the 90 degree angle at the top edge of the tube and the 45 degree line on the stitching line. Cut along both sides of the ruler. Then flip the ruler over and line the tip of the 90 degree with the top and the edge with the cut edge. Cut along the other side. Remove the stitching at the top of the triangle and iron open to the dark. You now have strip squares that can be put together in numerous patterns.



Another set that can be done as a Tube is using two  $2\frac{1}{2}$  inch strips of contrasting color with a coordinating  $4\frac{1}{2}$  inch wide strip. Sew the two contrasting strips together along the long edge with a  $\frac{1}{4}$  inch seam. Then sew the contrasting  $4\frac{1}{2}$  inch strip, right sides together along the long sides.

Cut the strip in the same manner as before. Here is what you end up with:





**Tips By Phyllis (Con't)**

Another strip set that can produce totally different effect is as follows:



Sew three 2½ strips together, two dark on the outside with a light strip in the center. Then cut a 6½ inch strip of white or another color. Sew the 3 strips in coordinating from a jelly roll.



Iron the seams open or the center seams to the outside.

Right sides together, sew the 6 ½ inch strip to the 3 strips.

Cut the strip in the same manner as the others. You then get a large square when sewing back together or sew the two 3 strip right sides together and you get a very scrappy quilt. Have Fun experimenting.



*Cathy as you leave as our past president we wanted to share this beautiful quilt that was presented to you from the guild. This quilt we hope you treasure for years to come !*

*Thank you for all you did to hold our Guild together during a very trying time with this Pandemic.*

**2021 BOARD MEMBERS**

President Cindy Heller  
 Vice President Phyllis Suiter  
 Secretary Beth Boyer  
 Treasurer Cathy Gordon

**COMMITTEE CHAIRS**

Charity Ruthie Kerr  
 Hospitality & Janis Schoen  
 Refreshments Darlene Mast  
 Anna Marie Burge  
 Membership Pamela Sutton  
 Newsletter Rose Francis  
 Opportunity Quilt Patricia Hart  
 Programs Candi Garner  
 Sunshine Tyler Janes  
 Ways & Means **OPEN**  
 Webmaster Phyllis Suiter  
 Facebook Administrator Pamela Sutton

**Happy Birthday Quilters**

<b>Connie M</b>	<b>02/01</b>	<b>Carol C.</b>	<b>02/19</b>
<b>Ruthie K</b>	<b>02/03</b>	<b>Nancy B</b>	<b>02/20</b>
<b>Joanie Mc</b>	<b>02/09</b>	<b>Cathy G</b>	<b>02/22</b>
<b>Denise C</b>	<b>02/09</b>	<b>Susan S</b>	<b>02/22</b>
<b>Gina S</b>	<b>02/13</b>	<b>Iris P</b>	<b>02/27</b>
		<b>Helene L</b>	<b>02/28</b>



**General Membership Meetings 2nd**

Wednesday each Month

Saint Andrews Lutheran Church, Fellowship Hall, 8901 Del Webb Blvd, Las Vegas, NV 89134

6:30 PM— 8:30 PM

\$20 Membership Fee Per Year

**Contact Us**

Website (click address): <https://www.lasvegasquilters.com/>  
 email: [lvqwebmaster@gmail.com](mailto:lvqwebmaster@gmail.com)

Emails will be forwarded to correct respondent.

Write: Las Vegas Quilters  
 P.O. Box 36296  
 Las Vegas, NV 89133



**Sunshine by Tyler Janes**

Cards of encouragement and well-wishes are sent to members that we know are going through difficulty (i.e., surgery, grief, etc.), as well as birthday greetings via email. If you know of anyone who could use encouragement, or whose birthday we missed, please contact me at [tyler@ntjanes.com](mailto:tyler@ntjanes.com). Tyler has asked if any member hears anything about another member that they feel possibly just needs a special note sent, phone call, etc., please reach out to Tyler at the above email address.



**NEWSLETTER**

If you have news, tips, articles, or advertisements you'd like to share, please send them to Rosemarie Francis at [happyquilter0318@gmail.com](mailto:happyquilter0318@gmail.com). The deadline for articles is the 23<sup>rd</sup> of each month.

**Advertising Rates:**

Full Page	\$50.00	Quarter Page	\$12.50
Half Page	\$25.00	Business Card	\$ 5.00

Checks should be made payable and mailed to Las Vegas Quilters Guild, P.O. Box 36296, LV, NV 89133

**NOTE: All members may place one business card size ad for free, once every 12 months, for personal or business purposes.**

