



Cindy's scoop!

Can't believe it's October and autumn already, where has the time gone! I hope everyone has their decorations up and are ready for the fun, spooky holidays.

September accomplishments:

9/1 Newsletter

9/1 Monthly Membership Meeting

9/25 Board Meeting

Much Charity work and donations (see page 4)

The most important thing we have going on right now is elections! Per the bylaws, we must put a finalized list of nominees, with bios, together to present to you in November, with elections in January. The President, Vice President, and Secretary have served 2 years and per the bylaws must step down, the Treasurer has served less than two years and can serve another year if re-elected in. This is the last chance for anyone who wants to make a difference to step up to the plate! Please let us know as soon as possible if you are interested and would like to go on the nomination ballot! If you have questions, please contact Janis Schoen at jschoen1077@gmail.com, Phyllis Suiter at phylasuit@gmail.com or Cindy Heller.

Hope to see you all at the Stash Bandits' zoom class on the 6th.

Best regards,
Cindy
President, Las Vegas Quilters

Presidents Message	1
Programs	2
Programs, Bio, cont'd.	3
Charity	4
Charity cont'd:	5
Nominee elections	6
Opportunity Quilt	7
Giveaway Information	8
Membership	9
Board Members/Birthdays	10
Retreat Information	11 - 14
Paper piecing patterns	15
Aliante Craft Faire	16
Longarm/Binding Contacts	17
Christmas Party Information	18
Halloween word search	19
Sallie Tomato Purse Patterns	20
Halloween Dessert Recipes	21-22

PROGRAMS:

October 6th:

Stash Bandit— Diane Harris Zoom Presentation" Make Extraordinary Scrap Quilts"

Diane Harris bio:

(brief version)

Diane Harris is a quilt designer, speaker and teacher. She presents energetic trunk shows and engaging classes for quilters. Diane lives on a working farm in rural Nebraska. Learn more at stashbandit.net and on Instagram, @stashbanditquilting.

A version with a little more:

Diane Harris is a quilt designer, speaker and teacher. After 11 years as an editor for Quiltmaker magazine, she formed Stash Bandit, through which she presents energetic trunk shows and engaging classes for quilters. She is passionate about making scrap quilts and creating interesting original designs. She never met a fabric she didn't like, and her work is regularly featured in national publications. Diane lives on a working farm in rural Nebraska. Learn more at stashbandit.net and on Instagram, @stashbanditquilting.

*** (see next page for more information regarding the "Stash Bandit").***

November 3rd:

UFO Challenge

Jerilyn Brown Presentation on her Charity work in Africa with setting up Sewing Shops for women to start their own business and sponsoring a Literacy Program.

November 10th—November 12th, 2022

Las Vegas Quilters Retreat

"SOLD OUT"

December TBD

Holiday Party



Make Extraordinary Scrap Quilts with Diane Harris of Stash Bandit

Version 1:

How do you make a successful scrap quilt? Learn Diane Harris's best tips and top secrets during this trunk show of many scrappy quilts made over the years. What is a scrap quilt? Who can make one? Why would you create with diverse bits and leftovers? How is it done? From the Stash Bandit herself, discover ways to pull your scraps together, strategies for using your stash and even what does **not** work. You may never make an ordinary quilt again!

Version 2:

Can diverse fabrics come together into a gorgeous and unique scrap quilt? How does that happen? Why are some scrap quilts beautiful while others are a jumbly mess? Learn how humble fabric bits can be pulled into a cohesive work of art as Diane Harris from Stash Bandit shares dozens of one-of-a-kind quilts in an energetic, entertaining and educational trunk show. Discover how to see your stash with new eyes and increase your fabric savvy. Your quilts are sure to be jazzed up and better than ever before!

CHARITY CORNER NEWS

THANK YOU for donating to our Charity partners!

In September we donated and helped the following:

Project 150 – *Miscellaneous clothing, toiletries and snacks*

Those Left Behind Foundation - *15 beds*

Fisher House – *4 afghans, 2 lap quilts and 5 pillowcases*

First Choice Pregnancy Center – *29 afghans and 6 crocheted toys*

Centennial Hills Y Senior Center Quilt Group - *20 kits for walker bags to be sewn and given to Silver Sky Retirement Center for residents to use.*

As always, your generosity is appreciated.

KEEP YOUR DONATIONS COMING!

See you at the meeting.

ANY QUESTIONS? PLEASE CONTACT:

Mary-Kate, EricksonMK@GMail.com

CHARITY CONTACTS

Lead / Coordinator

Mary-Kate Erickson

EricksonMK@Gmail.com

“BABY” CHARITIES (*ALL things “baby”*)

Kathalynn Thwing

WALKER BAGS - *Kathalynn Thwing*

Centennial Hills Y / Silver Sky Retirement Center)

FISHER HOUSE (*Pillowcases and Lap Quilts*)

Felicia Cormier and Joan Marsh

NICU and PEDIATRICS

Mary-Kate Erickson

PROJECT 150 (*Teens*)

Ruthie Kerr

THOSE LEFT BEHIND (*Scraps for Dog Beds*)

Anna Maria Burge



MANY HANDS MAKE LIGHT WORK



MONTHLY CHARITY EVENT

In an attempt to work through our Guild stash of quilt tops, donated UFOs and other things “fabric”, we will continue to gather to work on a variety of projects. Sometimes we will be prepping projects and other times we will be sewing.

PLEASE SAVE THE FOLLOWING DATES and join us as your schedule allows.

- ♦ Thursday, November 17, SEWAbilities, 10:30am—3:00pm
- ♦ [TENTATIVE] Sunday, 11, Christmas Goose, noon—4:00pm
- ♦ Thursday, January 19, SEWAbilities, 10:30am—3:00pm

READ YOUR NEWSLETTER FOR UPDATES!

CALL FOR NOMINATIONS FOR THE BOARD OF DIRECTORS

The nominating committee is calling for nominees for the executive committee positions for President, Vice-President, and Secretary. Anyone interested in volunteering for one of these positions, please contact either, Janis Schoen at jschoen1077@gmail.com or Phyllis Suiter at phylasuit@gmail.com.

PRESIDENT: _____

Telephone No. _____ E-mail address (if known) _____

VICE PRESIDENT: _____

Telephone No. _____ E-mail address (if known) _____

SECRETARY: _____

Telephone No. _____ E-mail address (if known) _____

TREASURER: _____

Telephone No. _____ E-mail address (if known) _____

Duties of Board members:

President: Shall preside at meetings of LVQ and be an ex-officio member of all committees other than the Nominating Committee. Shall co-sign all checks with the Treasurer. Shall appoint standing and special committee chairs as needed. Shall call meetings as needed. Sets the meeting agenda.

Vice President: In the absence of the President shall preside at meetings. Shall assume the President's duties as requested/needed.

Secretary: Shall keep and read or minutes of the Annual Meeting, Board Meetings and Special Meetings. Shall maintain LVQ records. Shall be one of the officers to collect and distribute mail.

Treasurer: Shall be the custodian of all funds received by LVQ. Shall keep an itemized account of all receipts and disbursements using LVQ approved software. Shall submit financial reports at meetings and publish reports in the newsletter. Shall co-sign checks. Shall chair the Budget Committee. Shall be one of the officers to collect and distribute mail.

Las Vegas Quilters 2022 Opportunity Quilt

****DON'T FORGET TO BRING YOUR \$20.00 TO PURCHASE YOUR BOOK OF TICKETS TO HELP OUR GUILD!****

We're modeling this years Opportunity Quilt after "Lisa's Flower Garden" a Lisa Bongean quilt design!

The background is a light cream grunge fabric throughout.

We have a embroidered and applique center medallion , designed and completed by Phyllis Suiter. It features many colors: orange and red freesia's, pink roses, blues, greens, browns, and a grey vase.

It has
Janis Get your tickets for our
beautiful Opportunity
Quilt!

Tickets: \$5.00 for 6 or
@1.00 for 1 ticket!

Support your local Las Ve-
gas Quilters Guild.

Tickets will be available at
the Meeting. Grab several
packs to sell to Family and
Friends!

been beautifully custom quilted by Linda Natale with feathers and
scalloping.

Schoen is the Opportunity Quilt Committee Chair



Give Away #1:



Give Away #1

Tickets on sale now....

Tickets on sale at our next meeting.

Just see Deb Cooper.

\$5.00 for 6 tickets or \$1.00 for 1 ticket.....

Winner to be drawn at Christmas Meeting/Party in December 2022!!!


Membership News:

News from our membership chair, Pam Sutton. We had (12) twelve new members sign up last meeting.

The Las Vegas Quilt Guild



Barb Shell
Tricia Ashby
Chris Carlson
Kaycee Darras
Karen Daniels
Jeanie Athens
Alice Jane Flower



Faye Culpepper-Caesar
Karen Daniels
Kathie Gonzales
Krystal Hosmer
Linda Jones
Cindy Pfotenbauer
Joyce Decker
Judee Gentin



2022 BOARD MEMBERS

President	Cindy Heller
Vice President	Phyllis Suiter
Secretary	Beth Boyer
Treasurer	Pam Parisien

COMMITTEE CHAIRS

Charity	Mary Kate Erickson
Hospitality & Refreshments	Darlene Mast
Membership	Anna Maria Burge
Newsletter	Pamela Sutton
Opportunity Quilt Programs	Rose Francis
Retreat	Janis Schoen
	Open
	Patricia Hart
	Rosemarie Francis
Sunshine	Tyler Janes
Ways & Means	Deb Cooper
Webmaster	Phyllis Suiter
Facebook Administrator	Pamela Sutton

Happy Birthday to all of our October-Fall Quilters.....

Jean D.	10/01
Patrica B.	10/03
Linda J.	10/05
Grace M.	10/08
Candace A.	10/14
Kathi L.	10/20
Janis S.	10/23



General Membership Meeting

**Next Meeting October 6th:
1st Thursday of each Month**

Sun City Aliante
Community Center
7394 N. Aliante Pkwy
N. Las Vegas, 89084

6:00PM— 8:00PM

Contact Us

Website (click address): [https://
www.lasvegasquilters.com/](https://www.lasvegasquilters.com/)
email: lvqwebmaster@gmail.com

Emails will be forwarded to
correct respondent.

Write: Las Vegas Quilters
P.O. Box 36296
Las Vegas, NV 89133



Sunshine by Tyler Janes

Cards of encouragement and well-wishes are sent to members that we know are going through difficulty (i.e., surgery, grief, etc.), as well as birthday greetings via email.

If you know of anyone who could use encouragement, or whose birthday we missed, please contact me at

tylercjaner@yahoo.com Tyler has asked if any member hears

anything about another member that they feel possibly just needs a special note sent, phone note sent, phone call, etc., please reach out to Tyler at the above email address.



NEWSLETTER

If you have news, tips, articles, or advertisements you'd like to share, please send them to The deadline for articles is the 23rd of each month.

Rosemarie Francis at happyquilter0318@gmail.com

Advertising Rates: Full Page \$50.00 Quarter Page \$12.50 Half Page \$25.00 Business Card \$ 5.00

Checks should be made payable and mailed to: Las Vegas Quilters Guild, P.O. Box 36296, LV, NV 89133



Feel free to print this packing list for our upcoming retreat. It offers great information to help you gather all of your items you wish to bring! Please see below for maps of the restaurants, quilt shops and emergency locations, while on your retreat in St. George. We will again have this information posted in our November newsletter, which will show the discount amounts that each quilt shop will be offering to all of us at LVQG. We look forward to seeing you all at our annual Las Vegas Quilt Retreat in St. George, UT. Thank you.

Fat Quarter Shop's

SEWING RETREAT PACKING LIST

<div style="background-color: #4CAF50; color: white; padding: 5px; text-align: center; border-radius: 10px; margin-bottom: 10px;"> <i>Sewing Essentials</i> </div> <ul style="list-style-type: none"> <input type="checkbox"/> The Quilting Journal <input type="checkbox"/> Pins <input type="checkbox"/> Pincushion <input type="checkbox"/> Small scissors <input type="checkbox"/> Large scissors <input type="checkbox"/> Binding needles <input type="checkbox"/> Rotary cutter <input type="checkbox"/> Rotary cutter blades <input type="checkbox"/> Thread <input type="checkbox"/> Bobbins <input type="checkbox"/> Stiletto <input type="checkbox"/> Seam ripper <input type="checkbox"/> Marking tool <input type="checkbox"/> Glue <input type="checkbox"/> Seam roller <input type="checkbox"/> Add-A-Quarter ruler <input type="checkbox"/> Clippers <input type="checkbox"/> Wonder Clips <input type="checkbox"/> Design boards <input type="checkbox"/> Alphabitties <input type="checkbox"/> Binding Tool <input type="checkbox"/> Hot Hemmer <input type="checkbox"/> Quilt labels <input type="checkbox"/> <input type="checkbox"/> <input type="checkbox"/> <div style="background-color: #FF9800; color: white; padding: 5px; text-align: center; border-radius: 10px; margin-bottom: 10px;"> <i>Rulers</i> </div> <ul style="list-style-type: none"> <input type="checkbox"/> Small rulers <input type="checkbox"/> Medium rulers <input type="checkbox"/> Large rulers 	<div style="background-color: #008080; color: white; padding: 5px; text-align: center; border-radius: 10px; margin-bottom: 10px;"> <i>Sewing Station</i> </div> <ul style="list-style-type: none"> <input type="checkbox"/> Sewing machine <ul style="list-style-type: none"> • extension cord • foot pedal • sewing machine bed <input type="checkbox"/> Sewing machine feet <ul style="list-style-type: none"> • open toe • quarter-inch • walking foot <input type="checkbox"/> Sewing machine needles <input type="checkbox"/> Sewing machine screwdriver <input type="checkbox"/> Sewing machine cleaning brush <input type="checkbox"/> Iron <input type="checkbox"/> Ironing board <input type="checkbox"/> Water for iron <input type="checkbox"/> Light <input type="checkbox"/> Small cutting mat <input type="checkbox"/> Large cutting mat <input type="checkbox"/> Drying rack <input type="checkbox"/> Starch <input type="checkbox"/> <input type="checkbox"/> <input type="checkbox"/> <input type="checkbox"/> <div style="background-color: #D32F2F; color: white; padding: 5px; text-align: center; border-radius: 10px; margin-bottom: 10px;"> <i>Foundation Papers</i> </div> <ul style="list-style-type: none"> <input type="checkbox"/> Triangles on a Roll <input type="checkbox"/> Square-in-a-Square paper <input type="checkbox"/> Flying Geese paper 	<div style="background-color: #E91E63; color: white; padding: 5px; text-align: center; border-radius: 10px; margin-bottom: 10px;"> <i>Project List</i> </div> <ol style="list-style-type: none"> 1. 2. 3. 4. 5. 6. 7. 8. 9. 10. <div style="background-color: #393B79; color: white; padding: 5px; text-align: center; border-radius: 10px; margin-bottom: 10px;"> <i>Personal Items</i> </div> <ul style="list-style-type: none"> <input type="checkbox"/> Phone <input type="checkbox"/> Phone charger <input type="checkbox"/> Snacks & drinks <input type="checkbox"/> Clorox Wipes <input type="checkbox"/> Tool cart <input type="checkbox"/> Trash can <input type="checkbox"/> Jacket <input type="checkbox"/> Headphones <input type="checkbox"/> Tissues <input type="checkbox"/> <input type="checkbox"/> <input type="checkbox"/> <input type="checkbox"/> <input type="checkbox"/> <input type="checkbox"/> <input type="checkbox"/>
--	--	---

© 2022 Fat Quarter Shop, LLC. All rights reserved. Duplication of any kind is prohibited. This document may be used for personal purposes only and may not be reproduced without the express written permission from the Fat Quarter Shop. This document may not be used for commercial purposes.

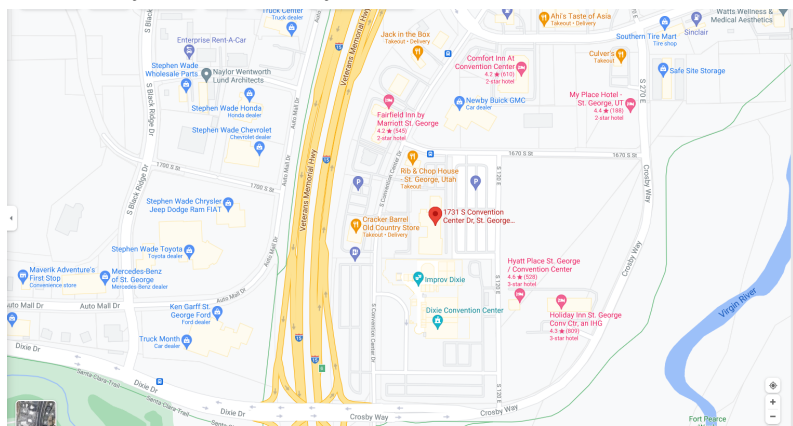
LVQs 2022 Retreat Hotel: Hilton Garden Inn

1731 South Convention Center Drive, St. George, Utah 84790

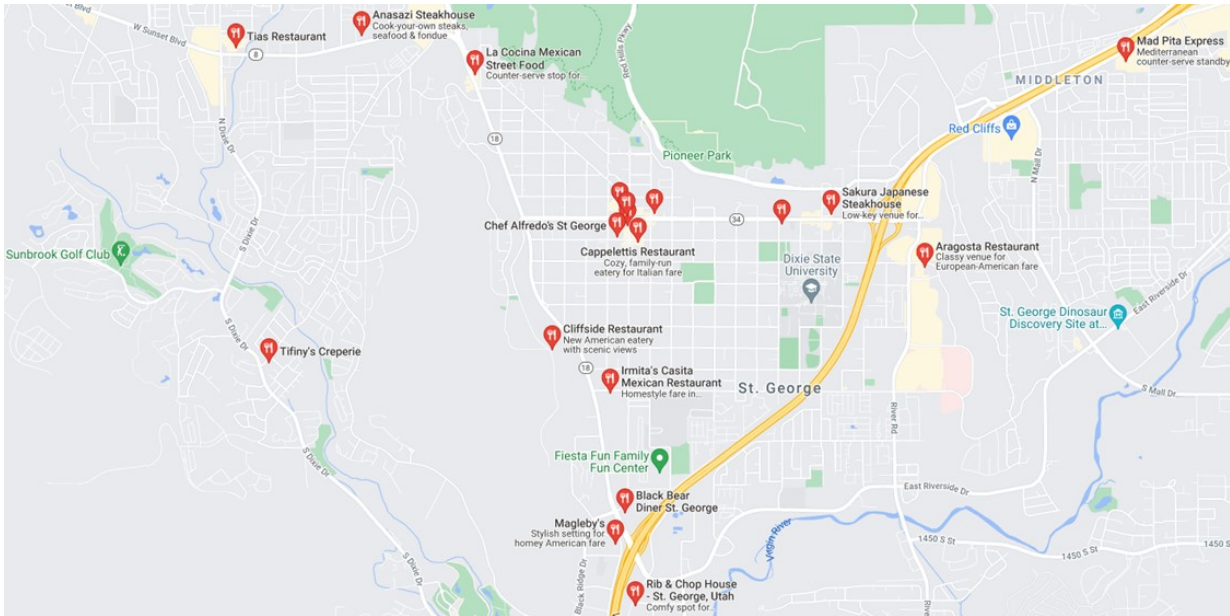
435-634-4100 (4152)

Check-in 3:00 pm, Check-out 12:00 pm

Pool, hot tub, free WiFi, hot breakfast Mon-Fri, 6 am – 10 am; Sat & Sun 7 am – 11 am

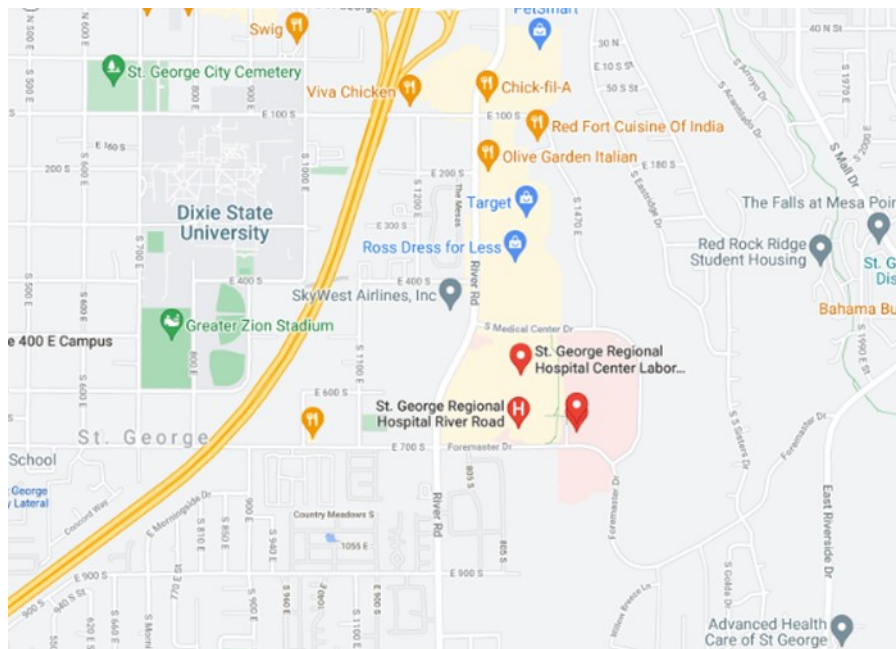


<p>Tias Restaurant 4.9 (218) · Restaurant 1812 W Sunset Blvd · Dixie Sunset Plaza</p>	<p>Rib & Chop House 4.4 (1,892) · \$\$ · Steak 1676 S Convention Center Dr Laid-back joint offering hearty steak-house standards & salads, plus robust wine & cocktail list.</p>	<p>George's Corner Restaurant 4.4 (2,424) · \$\$ · Gastropub 2 W St George Blvd · Ancestor Square Comfy, storied hangout with lofty feel, serving burgers & other pub grub with regional beers.</p>
<p>Chef Alfredo's St George 4.6 (497) · \$\$ · Italian 76 W Tabernacle St · Green Gate Village</p>	<p>Black Bear Diner St. George 4.4 (3,903) · \$\$ · American 1245 S Main St Down-home chain serving all-day American comfort food & desserts in woodsy setting.</p>	<p>Tifiny's Creperie 4.9 (656) · \$\$ · Restaurant 567 S Valley View Dr · Green Valley Market</p>
<p>Painted Pony Restaurant 4.6 (864) · \$\$\$ · Fine Dining 2 West Saint George Boulevard #22 Tower Building · Ancestor Square Art-filled eatery serving eclectic Southwestern cuisine, fine wine & cocktails in cozy atmosphere.</p>	<p>Cappelettis Restaurant 4.5 (898) · \$\$ · Italian 36 E Tabernacle St Family-owned Italian bistro serving a traditional menu, beer & wine in warm, brick-accented space.</p>	<p>Cliffside Restaurant 4.4 (1,174) · \$\$\$ · New American 511 S Tech Ridge Dr Upscale-casual option offering New American fare, large windows & a terrace with picturesque views.</p>
<p>Morty's Cafe: St. George 4.7 (837) · Hamburger 702 E St George Blvd Straightforward eatery serving burgers, burritos & shakes amid relaxed surroundings.</p>	<p>Aragosta Restaurant 4.7 (354) · \$\$\$ · European 1386 E 100 S · Bell Tower Courtyard Refined European-American choice featuring avant-garde seafood, pasta & meat dishes, plus wine.</p>	<p>Riggatti's Wood Fired Pizza 4.3 (548) · \$\$ · Pizza 73 N Main St Compact, low-key counter spot dispensing traditional & creative wood-fired pizzas, & salads.</p>
<p>Irmita's Casita Mexican Restaurant 4.6 (1,226) · \$ · Mexican 95 W 700 S Folksy, family-owned nook since 1993 preparing traditional Mexican plates along with daily specials.</p>	<p>Anasazi Steakhouse 4.4 (1,108) · \$\$\$ · Steak 1234 W Sunset Blvd Diners cook their own steaks & seafood on volcanic rocks at this artsy find with fondue & cocktails.</p>	<p>Magleby's 4.4 (770) · \$\$ · New American 1450 Auto Mall Dr · Desert Garden Inn, Trademark Collection Hotel Wood- & stone-accented American eatery: steaks, sandwiches, home-made desserts & patio dining.</p>

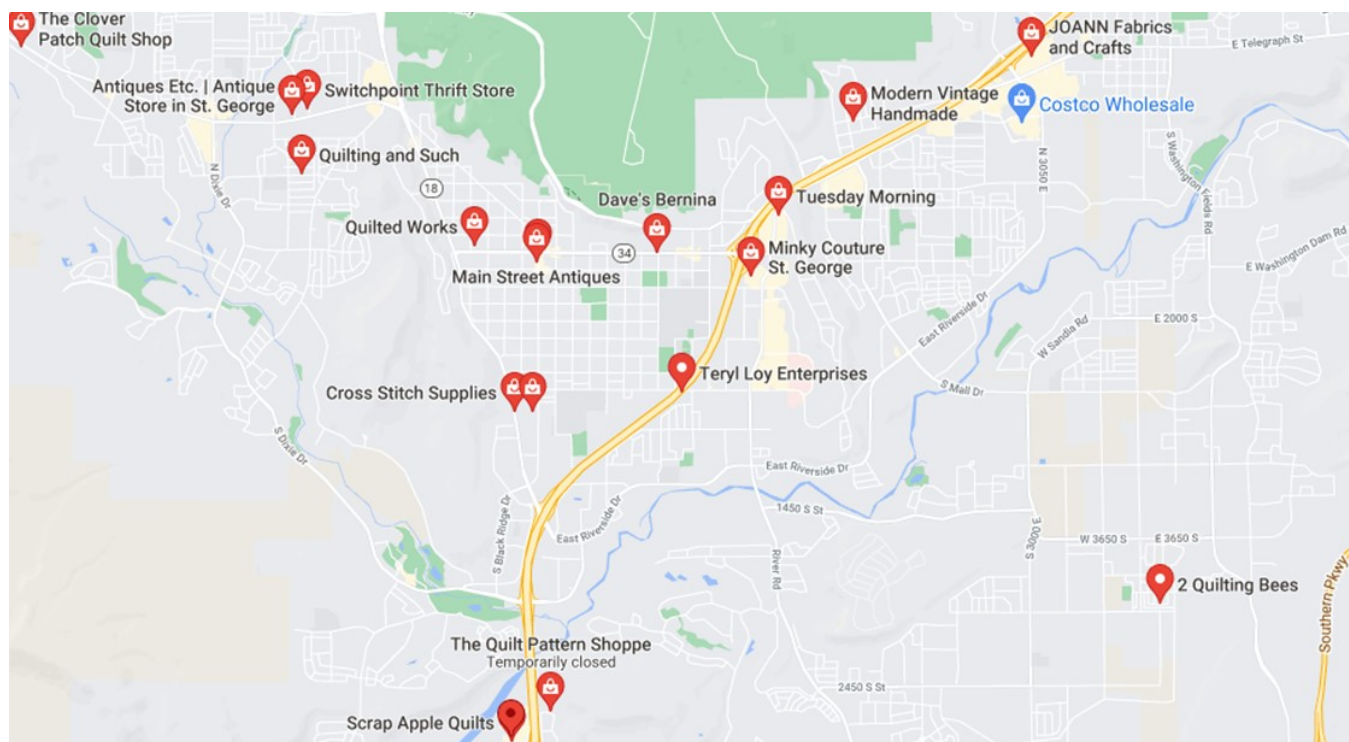


St. George Hospital, St. George Regional Hospital

River Road Emergency Department, Emergency room; Intermountain Foundation at St. George Regional Hospital; St. George Regional Hospital Women's Center
 1380 E Medical Center Dr
 (435) 251-1000



SHOPPING --- QUILTING STORES --- SHOPPING



Scrap Apple Quilts (Shirley Baptist) 144 W. Brigham Rd # 23, St. George 10 am - 4 pm Tuesday thru Friday 10 am - 2 pm Saturday (435) 628-8226	Mother Superior's Fab Fabrics (Heather) 87 East 2580 South, St. George 10 am – 5:30 pm Monday thru Friday 10 am – 4 pm Saturday (435) 256-6420
Quilted Works 140 N. 400 W. #7, St. George 10 am – 6 pm Monday thru Friday 10 am – 4 pm Saturday (435) 674-2500	The Clover Patch Quilt Shop (Jill and Diane) 2721 Santa Clara Drive, St. George Santa Clara, UT 9 am – 6 pm Monday thru Saturday (435) 986-9070
2 Quilting Bees 4126 S. Signature Way, Washington UT (SE suburb) 9 am – 5 pm Monday, Tuesday, Thursday & Friday (435) 680-7902	Hurst Ace Hardware 160 N. Bluff St, St. George 8 am – 8 pm Monday thru Saturday 11 am – 5 pm Sunday (435) 673-6141
Sewing & Quilting Center (Teresa Allsop) 779 S. Bluff St, St. George 10 am – 6 pm Monday thru Friday 10 am – 4 pm Saturday (435) 628-4069 <i>Brother, Janome & Baby Lock</i>	Dave's Bernina (Rod and Maudie) 691 E. St George Blvd, St. George 10 am – 6 pm Monday thru Friday 9 am – 5 pm Saturday (435) 656-1498
The Knitting Post 2305 Santa Clara Dr, Ste. F Santa Clara, Utah (NW suburb) (435) 986-9000	Stichin' It Up 117 N. Main St, Cedar City (45 min north of St George) 435-586-6300 10 am – 5:00 pm Tuesday thru Friday 10 am – 2 pm Saturday



FREE Halloween Paper Piecing Fun

If you love paper piecing like I do, [click on the pillow below](#) for more of some great paper piecing ideas for Halloween or Fall..Enjoy



[Aliante Arts & Crafts Show](#)

*****IF YOU PLAN ON SIGNING UP TO BE A VENDOR,

Please note the dates below, as signup starts in September.

CALL FOR ARTS & CRAFTS SHOW EXHIBITORS



The Sun City Aliante Fall Arts & Crafts Show will be held on Friday, November 4 and Saturday, November 4, 2022 in the Sun City Aliante Community Center.

We are excited to announce registration for the Fall 2022 Arts & Crafts Show and look forward to many residents joining in to take advantage of this unique opportunity.

If you wish to participate in the show as an exhibitor, registration for the event begins on **Saturday, September 10, for Sun City residents only from 9 a.m. – 11 a.m. at Sun City Aliante Community Center.** Registration for non-residents will be held from **noon – 2 p.m.** You or your representative must come in person to acquire a space in this event. **Payments (check, cash, money orders, and credit or debit cards) will be accepted.** Please make checks payable to Sun City Aliante with a memo Arts & Crafts Show 2022.

The Fee is \$25 for residents and \$50 for non-residents per table. The Fee for an extra table is \$20 for residents and extra table for non-residents \$45. (Once your application is accepted, **NO REFUNDS** will be made.)

Mark the date for the show and come on by and say hello to support your fellow vendors

LIST OF LONG-ARM QUILTERS

&

**BINDING SERVICES

Bess Navalta: 702-883-6331, Henderson, www.sewsimplyquilting.com

Brenda Varney 702-326-5357 6120 Cocktail Dr Las Vegas

Chris Meeks: 614-209-9490, 197 Lynbrook St Henderson

Christmas Goose: 702-877-1158, 2988 So Durango Dr STE 109

Donna DeLaricheliere: 702-269-2059, 1128 Hidden Mist St Henderson

Gina Fiddes: 702-741-4040, 7021 Villada St NLV

Heidi Aker: 702-606-6146

Kim Swatek: 702-218-3046, 4258 Country Glenn Cir NLV

Lin Zhao: 702-450-0855, 231 Eldorado Ln LV

Linda Natale: 702-378-1523, 10225 West E. Campo Grande, LV

Linda Spector: 702-908-9761, 5300 E Desert Inn Unit 227

Marlin Williams: 714-231-3409, 209 S Stephanie St #B178, Henderson

Melissa Bonilla: 805-404-3965, 931 Cedar Cliff Ave LV

Nancy Owens: 702-845-3667, 164 Deanna Wy, Henderson

Sew Yeah Quilting: 702-586-8676, 1540 Rainbow Blvd LV

Tom Keenan, Pocket Change Fabrics: 702-813-8483 4317 Ivory Cir LV

Vicki Ruebel: 702-640-0057, 2475 West Cheyenne Las Vegas (The Orchid Owl)

**** Darlene Liuska** 702-858-8275, If you are in need of binding services, please call Darlene and she will be happy to quote you on her work. Darlene sews all her bindings by hand and offers a great service.

HOLD ON TO YOUR BUFFALO PLAIDS!

Thursday, December 1, 2022

Start/End Times - To be confirmed

LVQ is in the party planning mode for this year's holiday party. It is traditionally held on the meeting night in December.

We'll need a firm head count by
November 1, 2022.

The cost is estimated to be between \$30 and \$40 per person; same price for each guest.

(Keep in mind that prices on everything have increased due to worldwide economic conditions.)

We hope to have a lovely meal, a cash bar, games, prizes, and Secret Angel gift exchanges between those of you who wish to participate.

More details to follow.

If you plan on attending, please e-mail Pam Sutton, LVQ Membership chair, no later than November 1, 2022 at pamipam55@gmail.com.

If you want to participate in a Secret Angel gift exchange with one of your LVQ members, at the November meeting, you can sign up.

More details to follow.



Halloween Word Search



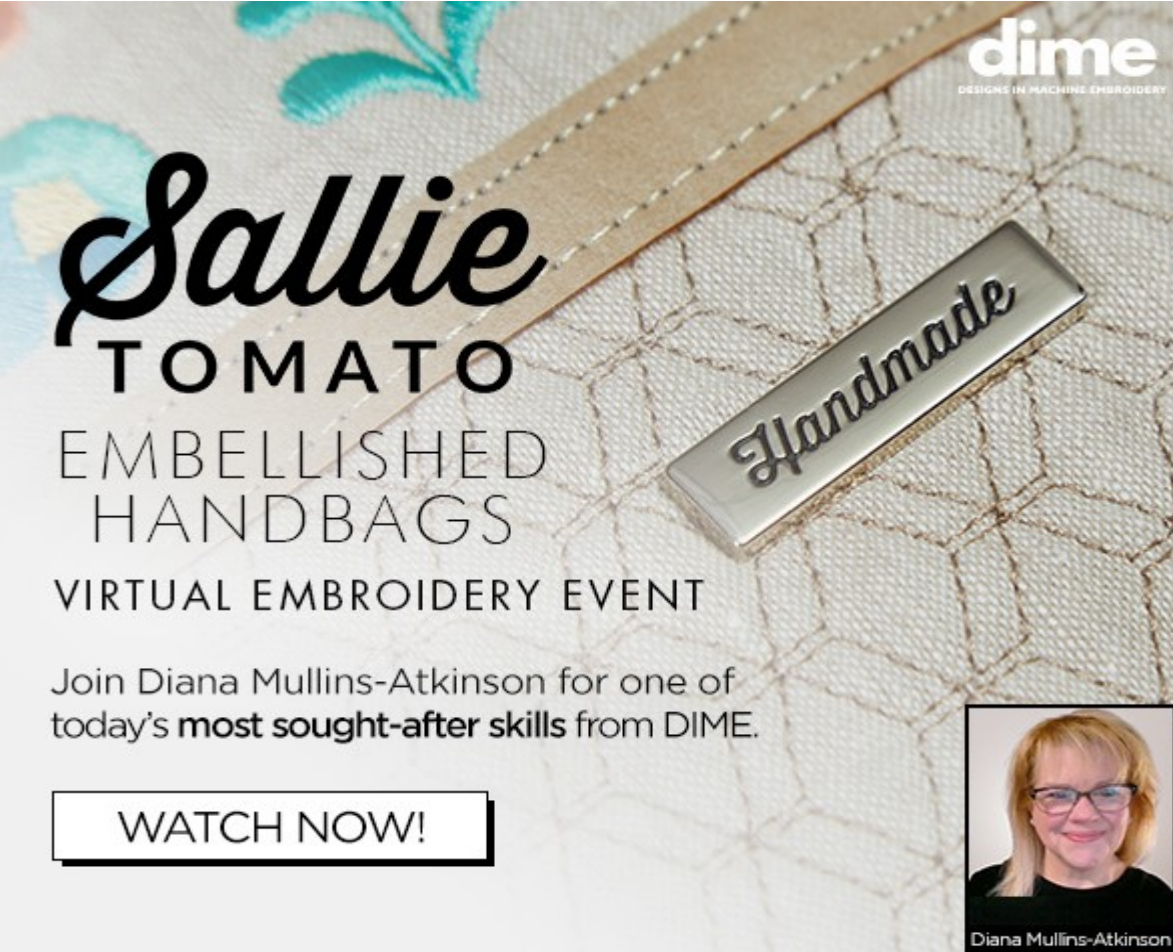
Q	M	T	J	V	M	P	L	P	L	S	W	R	Y	N	Y
S	B	R	L	E	F	W	H	X	B	V	C	L	P	K	W
P	H	P	Q	V	F	T	O	S	H	T	F	X	H	X	H
O	B	F	H	D	J	I	J	N	O	T	E	L	E	K	S
O	R	Q	C	A	N	D	Y	I	F	U	Q	I	O	O	B
K	G	H	O	S	T	S	L	K	J	J	E	N	D	O	S
Y	M	Z	L	G	J	F	C	P	H	E	K	Y	J	X	Y
I	T	E	C	O	S	T	U	M	E	S	L	A	H	X	A
V	G	A	X	B	K	L	M	U	M	M	Y	H	A	K	S
E	A	A	B	L	Z	S	T	P	P	I	B	U	L	H	M
D	M	W	F	I	T	P	A	R	T	Y	Q	G	L	C	U
A	E	Y	Q	N	U	G	E	S	S	L	H	Z	O	T	S
S	S	B	J	E	C	C	R	F	F	K	X	P	W	I	Y
T	R	I	C	K	U	P	T	J	A	S	L	Z	E	W	E
F	T	Z	Q	W	P	X	B	J	Q	A	B	I	E	U	W
M	T	V	C	R	J	K	U	D	T	M	U	S	N	H	O

BOO
GAMES
HALLOWEEN
PARTY
SPOOKY
WITCH

CANDY
GHOSTS
MASK
PUMPKINS
TRICK

COSTUMES
GOBLIN
MUMMY
SKELETON
TREAT

www.thetypicalmom.com



dime
DESIGNS IN MACHINE EMBROIDERY

Sallie TOMATO

EMBELLISHED HANDBAGS

VIRTUAL EMBROIDERY EVENT

Join Diana Mullins-Atkinson for one of today's **most sought-after skills** from DIME.

WATCH NOW!

Diana Mullins-Atkinson

Did you miss Dime Sallie Tomato Embellished Handbags Virtual Embroidery Event? You can still watch the event and shop the special pricing for 48 hours after the event.

Have you ever made a purse before? Either out of faux leather or cork? I thought that I would share the DIME website here as they have many, many fun classes that you can watch right at home on your computer. I think you will enjoy some of there classes as I have and all you have to do is signup, online. They are always "free" as well. . [Check it out by clicking on the above picture for more information.](#)

Halloween Blueberry Mummy Muffins

Muffins:

- 2 cups fresh blueberries
- Nonstick cooking spray
- 1 1/2 cups all-purpose flour (see Cook's Note)
- 1 cup whole-wheat flour (see Cook's Note)
- 1 cup granulated sugar
- 2 1/2 teaspoons baking powder
- 1/2 teaspoon apple pie spice
- 2 teaspoons kosher salt
- 1 1/4 cups buttermilk
- 8 tablespoons (1 stick) unsalted butter, melted
- 1 teaspoon finely grated lemon zest and 2 teaspoons lemon juice, from 1 lemon
- 2 teaspoons vanilla extract
- 1 large egg plus 3 large egg yolks, beaten to blend

Frosting:

- 2 ounces cream cheese, at room temperature
- 4 tablespoons (1/2 stick) unsalted butter, at room temperature
- 2 cups confectioners' sugar

Eyes:

- 24 blueberries (about 1 cup)
- 24 small candy eyes

Continued on page 2:

Continued from Page 1:

For the muffins: Position a rack in center of the oven and preheat to 425 degrees F. Crush the blueberries in a medium bowl with a potato masher or fork until completely smashed. Lightly coat the cups of a standard 12-cup muffin pan with nonstick spray.

1. Whisk together the all-purpose flour, whole-wheat flour, granulated sugar, baking powder, apple pie spice and salt in a large bowl.
2. Add the buttermilk, butter, lemon zest, lemon juice, vanilla extract, egg and yolks to the mashed blueberries and stir until combined and creamy; gently fold into the flour mixture until just combined (it's ok if there are some lumps). Divide the batter evenly among the prepared muffin cups.
3. Bake, rotating the pan halfway through, until a toothpick inserted into the center comes out clean, 25 to 30 minutes. Transfer the pan to a wire rack and let the muffins cool in the pan for 5 minutes. Remove the muffins and let cool completely on the rack.
4. For the frosting: Meanwhile, beat the cream cheese and butter in a medium bowl using an electric mixer on high speed until light and creamy, about 5 minutes. With the mixer on low speed, gradually add in the confectioners' sugar. Once all the sugar has been added, increase the speed to high and continue to beat until stiff and creamy, about 3 minutes. Transfer to a pastry bag fitted with a 1/4-inch flat tip.

Starting from the top of a cooled muffin, leaving a small space for the eyes, pipe frosting from left to right forming crisscrossing ribbons that mimic the wrapping of a mummy. Pipe a small amount of frosting on the back of 2 blueberries and two candy eyes. Place the blueberries, frosting-side down, onto the unfrosted part of the muffin. Top each blueberry with eyes. Repeat with remaining frosting, muffins, blueberries and eyes.

