



Presidents Chat

How was that retreat? Did you just love it? Maybe you made some new friends? Sewed until you just had to go fabric shopping? We hope that all of you who attended had a wonderful time.

We had the best committee, which included but not limited to, Mary Kate, Grace, and myself. Also, a big shout out to all our wonderful members that joined us in making this retreat come together.

Friday I would like to acknowledge all the diligent workers that helped behind the scenes, whether it was sewing, putting kits together or just ensuring that we were on track!



It is getting to be that time when we must start thinking about a change to our Board Members. Grace has volunteered to head the nominating committee, so if you or someone you know would like to be a part of this committee, please speak to Grace this Friday at our meeting. It is always nice to see and have fresh faces join our Board. Please put your thinking caps on and think about if one of these positions sounds interesting to you. Our guild is made up of volunteers, and with all of your creative minds, let's see some new members join in on the fun!



Kitchen Tip:

When trying to get a teaspoon of honey to slip off your spoon,

here is a tip to try:

Take a drop of oil and swish it around on the spoon, fill the spoon with honey and...viola, the

honey will slide right off your spoon!

Looking forward to seeing all of you on Friday night the 3rd of August!

Hugs, Janis

President Quilter's Chat:	1
Programs:	2
Program Class descriptions:	3
Membership Info:	4
Opportunity Quilt:	5
Ways & Means raffle info:	6
Birthday/Member Info:	7
Retreat "save the date"	8
Charity Information:	9
Charity Information, cont'd:	10
Charity Information, cont'd:	11
Members Spotlight:	12
Good Read "eight of us"	13
2025 Retreat Locations:	14
New Stitch Shop:	15
Longarm Quilters:	16
Types of "batting":	17
For Sale:	18
Quilting Cat Craft Store:	20
August Facts:	21
August Recipe	22
August Word Search	23

PROGRAM INFORMATION

2024



August 2nd: Meeting

Trunk Show with Ev Dahl

August 3rd: SEW DAY - Scrap Quilt with Ev Dahl

****see next page for supply list and items needed for class****

September 6th: Meeting

Schoolhouse Demos - Theresa Nelson - Freezer Paper, Paper Piecing

- Lynn Hranac - Slow Stitching Handwork

- Pam Keenan - Scissors holder with Pattern

- Grace McGrath - Joining Binding strips

September 7th: SEW DAY - Curves Class with Wendy Strumwasser *pattern purchase required*

October 4th: Meeting

Strip Roll Game with Spring Fabrics

October 5th: SEW DAY—Many Moons class with Jen Wagner *pattern purchase required*

November 1st: Meeting

Quilter's Will and Bequests with Mary Kate

November 2nd: SEW DAY—Legit Kits class with Becky Sanford


****see pages below for supplies, kit list, etc. for class****

December 6th: NO MEETING—Holiday Party

Los Prados Golf Club




Christmas Party



(Example only. Not actual project)

How small can you go?



SATURDAY, AUGUST 3, 2024 - Scrappy Quilt with Ev Dahl

Technique: Build piecing skills and learn to make a runner or other small project with one of the best teachers around!

Class fee: \$10 to cover room rental. **NOTE:** *Project fabric provided by LVQ.*

Time and location: Instruction from 10:00 am—3:00 pm, with a pot-luck lunch @ Spring Valley Baptist Church

SATURDAY, SEPTEMBER 7, 2024 - “How Small Can You Go?” with Wendy Strumwasser

Technique: In this fun class, you will learn how to have a stress free experience while creating a wall hanging. This creative technique will give you the ability to end up with an original piece unlike anyone else’s.

Class fee: \$25 (\$15.00 class fee will cover pattern and fabrics needed plus \$10 for the room rental)

Time and location: Instruction from 10:00 am—3:00 pm, with a pot-luck lunch @ Spring Valley Baptist Church

SATURDAY OCTOBER 5, 2024 - “Many Moons” with Jen Wagner

Technique:

Description from a recent class at a local shop: “While curves are intimidating for many quilters, this modern quilt pattern makes piecing curves simple! The smaller quilt is the same as the larger version but made using smaller blocks. Stitching curves in the larger size option is the best size for late beginner to intermediate quilters. It is more challenging to make the smaller version which is for late intermediate quilters

Class fee: \$22 (Pattern purchase from instructor + \$10 to cover room rental).

Time and location: Instruction from 10:00 am—3:00 pm, with a pot-luck lunch @ Spring Valley Baptist Church

SATURDAY, NOVEMBER 2, 2024 - Legit Kits “Hazy Hills”

Techniques: making, organizing, and completing a Legit Kits masterpiece.

Any beginner or advanced Paper Piecer will learn how to piece quickly and accurately in a revolutionary approach to Foundation Paper Piecing (FPP). Certified instructor demonstration will cover how to cut the fabric for each piece, join sections, and assemble blocks.

There are no y-seams or curved piecing, only straight lines! Upon class completion, each participant will be able to tackle any of the Legit Kits stunning art quilts with confidence and will receive a coupon code towards any future Legit Kits purchase.

Legit Kits kit and certified instructor fee: \$90 total. Purchase the discounted Hazy Hills kit retails for \$50, (instead of \$89). Kit includes 40 different cuts of Robert Kaufman Kona Solids, color maps, fabric lists, a magnet, assembly guides, and the full pattern printed on foundation paper. \$30 per student. Limited to 20 students.

Time and location: Instruction with certified Legit Kits instructor is from 10:00 am—1 pm, with self-guided sewing until 3:30 pm. @ Spring Valley Baptist Church



Welcome to our new members that joined the Las Vegas Guild in June. We had 2 new members join our guild. We continue to grow and we are currently at 177 members.

If some of you have been contacted by one of our chair members regarding re-joining and you are interested, please see Pam Sutton.

Pam is at our membership table for each meeting and our dues have remained at the same amount of \$20.00/year.

JOHNSON, JOANN

STOCKWELL, GLENDA

2024 Opportunity Quilt

Remember to bring your money to purchase tickets for our 2024 beautiful Opportunity Quilt. Lisa B. and Peggy H. will have this awesome quilt on display at each meeting for all to see. We will be raffling off our Opportunity Quilt at our Holiday Party on December 6th. Remember tickets are only:

\$5.00 for 6 tickets or \$1.00 for 1 ticket

(remember our money helps the guild grow, in so many ways.



Questions, please contact either:

Lisa B. or Peggy H. at the appropriate emails below:

Lisa B.: mlmb63lv@gmail.com or

Peggy H.: peggyhazen@outlook.com

Also, if you have any suggestions as to where they may promote & show our opportunity quilt, please let one of them know. Thank you!

Ways & Means has a great Collection for you this time. As you can see it will include numerous goodies to enhance your sewing experience. As the months go on more and more goodies will be added to make it even better. The items listed below are only the beginning. Don't forget to see me, Debi during the meeting to get your tickets for this great collection of items.

BACK TO BASICS

We are putting together a collection of goodies that will enhance your sewing experience. It includes, but not limited to, the following:

- 20" Ruler holder
- Red, White and Blue fabric including an American Beauty BOM with backing fabric
- June Tailor sleeve board
- Issue 29 of Quiltfolk Magazine
- 14"x14" Riley Blake Design Board
- 24 piece Golden State 10 Karat Mini-Jewel Batik Stack
- 12"x18" Wool Pressing Mat
- 12"x18" Fiskars Cutting Mat
- Madame Sew Rotary Cutter Case
- Euro Steam Evolution Iron
- ORG Iron Caddy & Board Holder & an Ironing Board



Tickets as usual, \$1 or 6 for \$5



Happy Birthday to our August members!!

2024 BOARD MEMBERS

President	Janis Schoen
Vice President	Sharon Melpolder
Secretary	Grace McGrath
Treasurer	Pam Keenan

COMMITTEE CHAIRS

Charity	Mary Kate Erickson
Hospitality & Refreshments	Pat Vathauer
Membership	Pamela Sutton
Newsletter	Rose Francis
Opportunity Quilt	Peggy Hazen & Lisa Boka
Programs	Open position
Retreat (MAY2025)	Mary Kate Erickson
	Grace McGrath
(NOV 2025)	Rose Francis
	Phyllis Suiter
Sunshine	Tyler Janes
Ways & Means	Deb Cooper



Doug R.	08/01
Maria O.	08/04
Mary S.	08/07
Michele S.	08/10
Chris E.	08/11
Katherine D.	08/12
Sandy B.	08/15
Bart Mc G.	08/15
Barbara I.	08/18

Pat L.	08/22
Brenda G.	08/24
Ellen B.	08/24
Sondra H.	08/25
Melissa R.	08/25
Kathy L.	08/26

General Membership Meeting

August 2nd, 2024
6PM to 8PM

1st Friday of each Month
Spring Valley Baptist Church
3135 S. Rainbow Ave.
Las Vegas, NV 89146
6:00PM— 8:00PM



Board Meeting
October 20th @
1:00pm
Janis's House

Sunshine by Tyler Janes

Cards of encouragement and well-wishes are sent to members that we know are going through difficulty (i.e., surgery, grief, etc.), as well as birthday greetings via email.



If you know of anyone who could use encouragement, or whose birthday we missed, please contact me at tylercjaner@yahoo.com

Tyler has asked if any member hears anything about another member that they feel possibly just needs a special note sent, phone call, etc., please reach out to her and she would be more than happy to take care of this for you.

NEWSLETTER

If you have news, tips, articles, or advertisements you'd like to share, please send them to The deadline for articles is the 23rd of each month. Rosemarie Francis at happyquilter0318@gmail.com

Advertising Rates: Full Page \$50.00 Quarter Page \$12.50 Half Page \$25.00 Business Card \$ 5.00 Members have 1 free ad/ year

Checks should be made payable and mailed to: Las Vegas Quilters Guild, P.O. Box 36296, LV, NV 89133

NOTE: All members may place one business card size ad for free, once every 12 months, for personal or business purposes.

Contact Us

Website (click address): <https://www.lasvegasquilters.com/>
email: lvqwebmaster@gmail.com

Emails will be forwarded to correct respondent.

Write: Las Vegas Quilters
P.O. Box 36296
Las Vegas, NV 89133



SAVE THE DATE

Las Vegas Quilters are going to have

"Sew Much Fun"

Sew Fab Retreat Center


St. George, Utah

Doors Open, 3:00 pm on Monday, May 5, 2025

Sew until Noon on Saturday, May 10, 2025

REGISTRATION HOLDS BEGIN Friday, August 2
following the meeting

LVQRetreatChairs@GMail.com



Ongoing Charity Opportunities

“GIVE WITH AN OPEN HEART”

CHARITY OF THE QUARTER, September, October and November 2024:

“Las Vegas Valley Girl Scout Camp”

LVQ Guild liaison: Pam Keenan

*** Baby Charities / First Choice Pregnancy Center**

Flannel receiving blankets, burp cloths items made with yarn (afghans, hats, booties, etc)

*** Dog Beds**

Beds for all sizes of dogs stuffed with quilting fabric scraps, batting and all things soft.

*** Fisher House**

Pillowcases and lap-sized quilts—48” to 70”

*** NICU / Valley Hospitals**

Isolate covers measuring between 30” square up to 40” square to protect the babies’ eyes from the bright hospital lighting.

*** Project 150 (for homeless or at-risk teens)**

Monetary donations or fast food restaurant gift cards, gently-used clothing, new socks, travel-sized toiletries from your travels, menstrual supplies, nutritious snack and food items

Thank you for your continued generosity with all of our Charity endeavors. You are appreciated.



Sincerely,

Mary-Kate Erickson, LVQ Charity Coordinator

CHARITY CONTACTS

Lead / Coordinator

Mary-Kate Erickson

EricksonMK@Gmail.com

*QUARTERLY CHARITY Sept—Nov

“Las Vegas Valley Girl Scout Camp” - Pam Keenan

“BABY” CHARITIES (ALL things “baby”)

Barb Shell—thank you for stepping up!

FISHER HOUSE (Pillowcases and Lap Quilts)

Felicia Cormier and Joan Marsh

NICU and PEDIATRICS

Mary-Kate Erickson

PROJECT 150 (Teens) - Food Gift cards & Snacks

Ruthie Kerr, assisted by Krystal Hosmer

MANY HANDS MAKE LIGHT WORK



MONTHLY CHARITY EVENT

In an attempt to work through our Guild stash of quilt tops, donated UFOs and other things fabric, we continue to gather to work on a variety of projects. Sometimes we will be prepping projects and other times we will be sewing.

PLEASE SAVE THE FOLLOWING DATES and join us as your schedule allows.

- ◆ Wednesday, September 11, SEWabilities, 10:30am—3:00pm
Project focus: Flannel receiving blankets and Burp Cloths
- ◆ [TENTATIVE] Sunday, October 27, Christmas Goose, 12:30pm—3:45pm
Project focus: Pillowcases for Fisher House and Kit-making for Nov
- ◆ [TENTATIVE] Thursday, Nov 21, SEWabilities, 10:30am—3:00pm
Project focus: Beanbag Phone, Tablet and Laptop supports, Fisher House and Project 150

READ YOUR EMAIL FOR UPDATES!



CHARITY / OUTREACH

ACCOMPLISHMENTS

THANK YOU for donating to our Charity partners!

In July, we donated to and helped the following Charities:

The Pad Project – Over 250 kits were shipped to Liberia because of our efforts! Thank you to the nearly 20 members who volunteered their time to sew

First Choice Pregnancy Center –50 burp cloths

Fisher House – 16 lap quilts, 1 XL lap quilt, 42 pillowcases and 1 afghan

NICU - 27 NICU isolate quilts and 11 Pediatric quilts

Project 150 – Miscellaneous toiletries, clothing & snacks and Taco Pouch goodie bags

Vegas Valley Animal Rescues – 62 pet beds and 3 blankets to Rescued Treasures

As always, your generosity is appreciated.

KEEP YOUR DONATIONS COMING!

ANY QUESTIONS? PLEASE CONTACT:

Mary-Kate EricksonMK@GMail.com

In the Spotlight

Hello, so do you ever have projects that you would like to share? Better yet how about spotlighting it in our Newsletter? Please send any project that you just can't believe you made and are in love with. It is the best project yet and you want to share it, it does not have to be a quilt, it can be any type of project that you just love and want to share with us. So let's get these projects going....

Each month we will spotlight a few of your favorites that we have received from our members. If you do not see your project, don't worry as it may show up in a different months newsletter.

Please post with your picture:

Name of Project:

Completed by:

Here we go: This is one that I just completed and loved.



NAME OF PROJECT: Kimberbell Candy Corn Wall Hanging

COMPLETED BY: Rosemarie F.



Enjoy some good reads:
You may want to check this out:

Eight of Us

by DJ March 26, 2024



Desert Designer's statement:

This collection of work is a collaboration of fiber art and mixed-media art (what we refer to as Fiber Art Plus) created by a group of eight women, who were brought together by their need to express a common interest in textiles and found objects. Each piece in the exhibit was uniquely, hand created. A wide range of materials, such as commercial and handmade textiles, up-cycled items such as beads, trims, seeds, shells, fossils and metallic threads, and paint have been combined into one-of-a-kind pieces of art. Then we came together to join these expressions of individuality into a visually appealing collaborative exhibit. Through the use of common skills, artistic expressions and interests, we have come together



[Back to Top](#)

beads, trims, seeds, shells, fossils and metallic threads, and paint have been combined into one-of-a-kind pieces of art. Then we came together to join these expressions of individuality into a visually appealing collaborative exhibit. Through the use of common skills, artistic expressions, and interests, we have come together to exhibit "Eight of Us".

On exhibit at West Charleston Library from May 16, 2024 through Aug 11, 2024



West Charleston Library

6301 W. Charleston Blvd.

(702) 507-3940

Monday: 10:00AM – 8:00PM

Tuesday: 10:00AM – 8:00PM


Wednesday: 10:00AM – 8:00PM

Thursday: 10:00AM – 8:00PM

Friday: 10:00AM – 6:00PM

Saturday: 10:00AM – 6:00PM

Sunday: 10:00AM – 6:00PM



[Back to Top](#)



Our new "Retreat Headquarters". Please check out the FAB FABRICS website, so that you can stay in tune with all they have to offer.

Thank you to Bob and his wife, Susan for their great hospitality! We look forward to seeing all your new arrivals of fabric, thread (did I say thread)? If you only knew that this is YOUR one stop thread shop!!

Enjoy.....

Also, once you are on the website, you may want to sign up for there newsletter and take advantage of all they have to offer.

If you would like to see more deals from FAB FABRICS, just click on the logo below.

So much new fabric has come in lately! New patterns, new notions, new new new!
Take 15% off all New Arrivals until August 9, 2024.
(Discount will show in your cart)

The Sew Fab Retreat Center is Sew Fun!
Please join us for Open Sew Days on the first and third Mondays of every month. (8/5 & 8/19)
Also, we have classes scheduled for the fall--
[click here to see a list.](#)



For example, pick up this skinny bolt of 4-5/8yds at \$41.06 total. This comes out to only \$8.90/yd!

Check out there "skinny bolt" sales. You pay for what is left on the bolt at some great prices!!

NEW Stitch Store in Boulder City



Silver State Stitch Shop

1000 Nevada Way Ste 107, Boulder City, NV 89005

725-296-0092

silverstatestitcher@gmail.com

[Website Link](#)

"Whether you're an avid quilter, a passionate cross-stitcher, or a beginner looking to explore the world of needlecraft, we're here to inspire your creativity and fuel your passion for the craft."

Explore our curated selection of high-quality fabrics, threads, and notions, and embark on your next stitching adventure with us. Join our vibrant stitching community, where enthusiasts of all skill levels come together to share tips, tricks, and endless inspiration. Step into our shop and let your imagination thread the needle!"



Cross Stitch
Patterns &
Notions



Quilt Fabric, Precuts, & Patterns

LIST OF LONG-ARM QUILTERS

Barbara Italiano: 760-703-9503, 7275 Quaking Aspen St LV 89149, [bitaliano@prodigy.net](mailto:italiano@prodigy.net)

Bess Navalta: 702-883-6331, Henderson, www.sewsimplyquilting.com

Brenda Varney 702-326-5357 6120 Cocktail Dr Las Vegas

Chris Meeks: 614-209-9490, 197 Lynbrook St Henderson

Christmas Goose: 702-877-1158, 2988 So Durango Dr STE 109

Cindy Salerno 310-850-0225 7744 Painted Sunset Dr LV 10s4cbs@centurylink.net

Donna DeLaricheliere: 702-269-2059, 1128 Hidden Mist St Henderson

Emma Murphy N. Las Vegas redponyquiltco@gmail.com or www.redponyquiltco.com

Gina Fiddes: 702-741-4040, 7021 Villada St NLV

Heidi Aker: 702-606-6146

Helene Levy The Urban Quilter, 207-838-4422 9599 W. West Charleston Blvd #1115 LV

Kim Swatek: 702-218-3046, 4258 Country Glenn Cir NLV

Lin Zhao: 702-450-0855, 231 Eldorado Ln LV

Linda Natale: 702-378-1523, 10225 West El. Campo Grande, LV

Linda Spector: 702-908-9761, 5300 E Desert Inn Unit 227

Lorraine Allers: 951-317-8443, 2505 Rock Pigeon Ave, NLV

Marky Brown Qt Quilting, 806-681-2171, 3313 Heatherdale Ct. 89108 Facebook@qt.quilting

Marlin Williams: 714-231-3409, 209 S Stephanie St #B178, Henderson

Melissa Bonilla: 805-404-3965, 931 Cedar Cliff Ave LV

Nancy Owens: 702-845-3667, 164 Deanna Wy, Henderson

Sandra Jimenez-Andres ssjimenez200@gmail.com

Silver State Stitcher: 725-296-0092 1000 Nevada Wy #107 Boulder City

Sew Yeah Quilting: 702-586-8676, 1540 Rainbow Blvd LV

Vicki Ruebel: 702-640-0057, 2475 West Cheyenne LV (The Orchid Owl)

BINDING SERVICES

Darlene Liuska 702-858-8275, If you are in need of binding services, please call Darlene and she will be happy to quote you on her work. Darlene sews all her bindings by hand and offers a great service.

THE *Seasoned* HOMEMAKER

How to Choose the Perfect Quilt Batting



Have you ever wondered, what type of batting shall I choose? for this project or that project? Click on the picture above and see what Leslie has to say about which type of batting to choose when putting together your next quilt or project.

Who would think that we have SO many options when choosing our "batting"?

Enjoy!



The Arrow Judy 101 sewing cabinet allows you to sew in any position, with the adjustable height hydraulic airlift mechanism.

The Judy accommodates sewing machines up to 20-7/8" wide (left to right), 11-3/8" deep (front to back), 13" tall, and 55 pounds.

Specifications:

Open dimensions: 50-3/4 x 17-1/4 x 29-1/2 inches

Weight: 63 pounds

Color: white



Contact: Glenda Marsh @glendelz@gmail.com

FOR SALE: Brother Dreamweaver XE VM6200D with upgrade for sale, this machine has just been thoroughly serviced and is in excellent condition. Included are seven hoops, PE Design software, even feed foot, laser pen, all original feet and a 10 spool thread stand. Charmaine is also including a 16" x 25" extension table for quilting. This machine has a throat size of 11.25". Please contact **Charmaine at 224-234-6008**, if interested. All this for **\$2300.00**.



Welcome to [Quilting Cat Crafts](#) store, where you can shop online and enjoy some great prices. Liz of the [Quilting Cat Crafts](#) store has reached out to our Las Vegas Guild to advertise and share her great deals. Please feel free to take a look online, (follow the arrow below) to her website and see what deals that you "can't live without" enjoy!



Featuring your favorite
*** Boundless Quilting Fabrics ***
formerly sold by Craftsy
(now out of print)

Shop for your favorites including:

Batik ♥ Botanicals ♥ Collage ♥ Dutch Garden
Floral Shoppe ♥ Fractals ♥ Jitterbug ♥ Marine Life
Ombre ♥ Solids ♥ Trolls® ♥ Violette
and more for **\$5.00 per yard!**

Shop online at

www.QuiltingCat.com

Facebook.com/quiltingcatcrafts

Click here.....

[Quilting Cat Crafts](#)





Women's Equality Day



National S'mores Day

Llama Day



National Waffle Day



AUGUST

FUN FACTS



National Video Game Week

National Watermelon Day



Peridot Birthstone



Left Handed Day



Astrology Signs



Leo



Virgo

Poppy & Gladiola August Flowers



8th Month of The Year



Back to School Month



Easy Lemon Cookies

This is one of my favorite "go-to" recipes when I need a quick dessert- it's so simple with just a few ingredients. It will probably become one of your favorite recipes too! And light, luscious lemon is perfect for Spring!

1 box lemon cake mix (18.25 oz)


1/3 cup melted butter, cooled

1 Tablespoon water

2 eggs

1 drop lemon oil OR 1 teaspoon lemon extract

2 cups vanilla (white chocolate) baking chips



Preheat oven to 350 degrees.

Place cake mix in large bowl. In medium bowl, mix together butter, water, eggs, and lemon oil. Add to cake mix and stir just until combined. Add vanilla chips.

Drop by teaspoons onto nonstick baking sheets, about 2" apart.

Bake 8-10 minutes, until cookies just start to turn golden brown on edges.

Remove from baking trays to cooling racks.

Makes about 2-3 dozen.



Have a lovely day,

Jacquelynne





August Word Search

F	H	X	L	I	J	K	B	E	I	R	A
R	U	I	P	O	P	S	I	C	L	E	S
E	E	N	N	L	O	M	K	J	K	L	U
A	N	E	K	M	X	U	I	H	T	A	M
D	A	C	Y	T	Q	P	N	S	R	X	M
I	T	R	S	T	A	V	G	N	A	M	E
N	I	C	E	C	R	E	A	M	V	L	R
G	X	A	S	T	Y	E	B	J	E	A	H
L	E	M	O	N	A	D	E	H	L	Y	W
W	F	R	I	E	N	D	S	R	M	P	Z
S	N	O	W	C	O	N	E	P	O	O	L
N	M	X	O	R	L	P	U	H	J	K	G

BIKING

POOL

READING

FRIENDS

POPSICLES

SNOW CONE

RELAX

TRAVEL

SUMMER

ICE CREAM

LEMONADE

FUN