



Presidents Letter

WOW...so now it's February 2024! I'm happy to report we have secured a date for our next retreat. It's going to be Thursday, July 11th—Saturday, July 13th 2024 and it will be jammed packed with prizes and games. We are going back to the Hilton Garden Inn at St. George this year so we will have plenty of room to be together without stepping on each other's toes. Please step forward if you would like to teach or demonstrate a new quilting technique. More information will be discussed at our next monthly meeting.

Get ready to read your email in the near future concerning a 'MEMBERS ONLY' event which will be coming up shortly. It's going to be great. We are growing every month, and the newest tally is 171 members. I'm proud of being part of this organization.

Save the date: Saturday, May 18th, I secured Mountain Crest Park for our annual picnic.

Please let me know if you can lend a hand with this event. It's always a fun time to get together and remember you can bring your latest project for show and tell.

Kitchen Tip: I learned something recently.... you know when you bring something home and it has a sticky label that you just can't remove easily? Just hit the label with your hairdryer. The heat melts the glue fast. I hope this helps.

See you at the meeting! Hugs, Janis

President Quilter's Chat	1
Save the date/retreat	2
Programs:	3
Programs cont'd:	4
Program details **	5
Program details**	6
UFO Program:	7
UFO Program, cont'd:	8
Membership:	9
For Sale:	10
Birthdays/Member Info:	11
Raffle Bundle	12
Longarm List:	13
Members Only Event:	14
Charity Information:	15
Charity Info., cont'd:	16
Charity Info., cont'd:	17
Charity Info., cont'd:	18
Valentine Block Pattern:	19
Valentine Word Search:	20
Valentine Recipe:	21



Remember the song: “let’s get Physical
— Physical? Well get ready for
some “Tropical—Tropical” fun.

Ahhh, those beautiful breezes,
fragrances
of flowers, sewing, shopping and just
having fun. Sound awesome? Well get
your

sunglasses
ready



“SAVE THE
DATES”

July 11th—July 13th,
2024

Hilton Garden Inn

(our retreat hotel from 2022)

St. George,

UT
Janis S. (our President) is working
on bringing all of us together for a great

Summer “Tropical” Retreat.

Stay Tuned!

Please note that as soon as we have more information,
times, cost, forms, etc., we will forward that to all!



PROGRAM INFORMATION FOR 2024



February 2nd: Meeting

Sheri and Chelsi with A Quilting Life Trunk Show

[Start Here - A Quilting Life](#) (click on link to the left for more information)

February 3rd:

SEW DAY - Spring Valley Baptist Church

10:00am to 4:00pm Open Sew & Taco Pouch kit assembly

****Please see MaryKate to volunteer with cutting and assembling kits together for taco pouches to be done in April****

February 10th:

Charity Special Event: Guild Liquidation Sale @ Spring Valley Church

March 1st: Meeting

Brown Bag Challenge bag distribution + LEGIT KITS TRUNK SHOW with Becky Sanford

****See following pages for more information on Brown Bag Challenge**

March 2nd:

SEW DAY - Spring Valley Baptist Church

10:00am to 4:00pm Bag Handles for Charity & Ironing Carts

Patriotic Quilts Tube Quilts with Cathy Gordon & Ironing Carts with Chris

****See following pages for more information on Ironing Carts with Chris****

April 5th : Meeting

Brown Bag Challenge Reveal

****see following pages for more information on Brown Bag Reveal****

SEW DAY - Taco Pouches with Debi Cooper



May 3rd: Meeting

Christa Watson Domestic Machine Quilting Trunk Show & Saturday Workshop

Sew Day Christa Watson Workshop Domestic Machine Quilting Workshop \$80.00

June 7th: Meeting

Brandon Wulff Biscotti Trunk Show via Zoom

SEW DAY - Spring Valley Baptist Church

Scrap Quilt with Ev Dahl

July 5th: Meeting

Ice Cream Social and SNIP IT, RIP IT, DROP IT, PASS IT, with winter themed fabrics

Sew Day—Snip IT Winter Quilts & laptop prop cubes for charity

August 2nd: Meeting

Winter Quilt Parade

SEW DAY -Three Dudes Quilt with Chris or Legit Kits Workshop with fee \$

September 6th: Meeting

SchoolHouse Demos - email Krystalhosmer.1@gmail.com if you have a demo suggestion

SEW DAY - Wendy Strumwasser class

October 4th: Meeting

Strip Roll Game with Spring Fabrics

SEW DAY - Giant Star Baby Quilt with Krystal

November 1st: Meeting


Quilter's Will and Bequests with Krystal & Mary Kate

SEW DAY - Jen Wagner/Many Moons

December 6th: NO MEETING

Holiday Party

Los Prados Golf Club



****program detailed information****

Brown Bag Surprise Challenge

For our March meeting, a very popular activity from 2023 is coming back! We'll be getting out of our comfort zones and meeting other members during our 2024 Brown Bag Challenge!

DETAILS:

Each person who wants to play will bring 4 Fat Quarters or 8 Fat Eighths of fabric. You can put in odd size pieces as well... just remember it needs to fit inside a brown paper lunch bag and it needs to be about a yard total. You can provide coordinated fabrics or a more random selection. What you put in the bag is up to you!

At the March meeting, you'll place your fabric inside a supplied brown lunch bag. An index card with your first & last name, email address and phone number will be placed in the bag with your fabrics. Do not mark the outside of your bag in any way. You'll get 1 ticket per bag. During our main presentation, bags will be rolled closed and stapled shut. We'll mix them up and set them on a table at the back. At the end of the meeting, each person who is playing will present their claim ticket and pick 1 bag at random from the table.

During the next month, each participant must create a 12" or larger finished item (a handbag, tote bag, wall quilt, table topper, place mat, stuffed animal, etc) using the fabrics in the bag. Try to use as much of the fabric as you can. You may add backing or binding fabric. Each participant supplies batting, binding and sewing notions as needed. You may reach out to the owner of your bag with questions or notes you see fit. Use this as a challenge to yourself to stretch your creativity and work with a color or style of fabric that might be outside your normal taste. Create something you've never tried before. Learn a new skill or finally make that pattern you've been eyeing! If you REALLY want to level up the challenge, use ONLY the fabric in the bag.

At the April meeting, finished items should be wrapped (in whatever paper is handy) with the owner's index card taped to the package. We'll call each pair up to the front and you'll open your Brown Bag Surprises with the person who created it for you. Time will be given to each pair to talk about their reactions and process for creating the challenge item. Last year, the creativity displayed by Guild members was inspiring! SEARCH "BROWN BAG" in our Facebook group to see the photos.

YES - you may do two bags, but remember, if you bring two, you are committed to FINISH two Brown Bag Surprises for the April meeting.

Please be mindful of your own time and commit ONLY if you can finish this challenge by the April meeting.

Chris' Ironing Cart Information:



An Ironing Cart on Wheels with Storage and a 48x24" ironing surface.

You will need to sign up and pay for your materials by 2/16/2024 so we can order materials and have them ready by March 2nd. Signups close on 2/16/2024.

All needed materials, the wheeled chrome cart, instructions/assistance to make the top and Room Fee are covered by the workshop fee. Eventbrite adds a \$12 +/- processing fee to your purchase.

Cost per cart is \$160.00 plus the processing Fee.

If interested:

Sign up and Pay: <https://www.eventbrite.com/e/march-sew-day-ironing-carts-tickets-783154695777>

Chris will Order all carts, wood, quilted insulbrite batting, and muslin after close of registration on the 16th of February .

At Sew-Day on March 2nd, Chris will have tools available and help to assemble the ironing top. You will take the top and rest of the Cart home. It takes about 20 minutes to finish assembling the cart. No tools are needed to assemble the cart.

If you have questions or will need to cancel, contact KrystalHosmer.1@gmail.com

The Eventbrite fee is nonrefundable.



SHOW US YOUR W.I.P. HAND

What if you won some cash for keeping your promise

to yourself to FINISH Projects? There are many names for those unfinished quilt projects we all have stashed in our closets, under the bed or in drawers or bags... WIPs (works in progress), UFOs (unfinished objects), NFUFO (nearly finished UFOs), BBUFO (barely begun UFOs), PIPS (projects in process), WISPs (works in slow progress), WIVPs (works in very slow progress), FIGs (projects in grocery sacks).

We started them because we liked them but for one reason or another we put them aside to finish at another time. Wouldn't it be nice to see those quilt projects completed instead of hiding them away for a few more years? What if the Guild held you accountable to finish those projects?

LINE UP YOUR CARDS

On the attached 2 sheets, list up to 6 UFOs you are committed to finishing this year. Fill out your name and email address. Fill out both sheets and **turn ONE COPY** in

to **KRYSTAL HOSMER** with your **Buy In Bets** at the February meeting. Tack the other one up in your sewing room **RIGHT BY YOUR MACHINE** so you see it every time you sew.

PLACE YOUR BETS

For each project your list, a **BUY IN BET** of \$5 is on the line. You may enter up to 6 projects for the year - \$30 total Buy In Bet

PLAY THE GAME

Starting at the February meeting, Krystal will pull a number (1-6) and announce it at each meeting. **For the next month you are to work on the project on your list that corresponds to that number and try to finish it** (the minimum definition of "finished" is a completed top) **for show & tell for the next month.** Check a box for every project you finish! Think how proud you'll be when you tell us all "I finally finished this quilt!" The applause alone will make it worth the work!

GO "ALL IN" AND TAKE THE POT

For each month you complete a UFO Challenge and bring it to Show n Tell, **you'll get a drawing ticket to the 50/50 Drawing we'll hold at the 2024 LVO Holiday Party. The Winning ticket gets 50% of the Buy in Bets and the Penalties!** The Guild keeps 50% to expand the budget for 2025. The more quilts you finish the more times you'll be entered into the drawing.

******* NO BLUFFING! *******

If you do NOT complete the UFO challenge for the month, you must pay in an additional \$5 penalty at the next meeting. Keep your word to yourself to avoid the penalty.

DOUBLE DOWN

Once you finish a project, if you don't want the quilt, you can donate it to one of our guild charities. **Each completed UFO quilt that is donated to the Guild will receive one additional drawing ticket.** You must donate the quilt at the meeting your bring it in for Show n Tell.



I'm Betting on Me!

I solemnly swear that I will finish these 6 UFO projects! I am betting \$5 per project that I can meet this challenge. If I do not complete my UFO for the month, I will pay a penalty of \$5 at the next LVQ Guild Meeting.

Name: _____

Email: _____

1) _____

4) _____

2) _____

5) _____

3) _____

6) _____

Amount bet: _____

Projects Completed 1 2 3
4 5 6



I'm Betting on Me!

I solemnly swear that I will finish these 6 UFO projects! I am betting \$5 per project that I can meet this challenge. If I do not complete my UFO for the month, I will pay a penalty of \$5 at the next LVQ Guild Meeting.

Name: _____

Email: _____

1) _____

4) _____

2) _____

5) _____

3) _____

6) _____

Amount bet: _____

Projects Completed 1 2 3
4 5 6



Welcome to all of our new members, as we continue to grow and expand at our Las Vegas Quilt Guild.

We are now a Guild of 171 members, WOW is all that I can say.

We had 10 new members join us for the 2024 year.

Please welcome our ten newest members to our roster:

Patty White

Francine Beanan

Hope Wells

Gloria Elo

Darlene Mc Dowell

Brenda Mc Carthy

Vicki Joyce

Nannett Jordan

Lucretia Glidewell

Sandy Barber



A quilting Sister passed away last year and her daughter has to sell her sewing/embroidery machine and sewing room furniture. Here are pictures of the items. The furniture is all custom made and in excellent condition. The Bernina 730 Sewing/embroidery machine is in excellent condition and all hoops and attachments are included. Please contact Sheri Brown at brownsberi57@gmail.com if you are interested.




2024 BOARD MEMBERS

President	Janis Schoen
Vice President	Sharon Melpolder
Secretary	Grace McGrath
Treasurer	Pam Parisien

COMMITTEE CHAIRS

Charity	Mary Kate Erickson
Hospitality & Refreshments	Pat Vatthauer
Membership	Pamela Sutton
Newsletter	Rose Francis
Opportunity Quilt	Cathy Gordon
Programs	Krystal Hosmer
Retreat	Janis Schoen
Sunshine	Tyler Janes
Ways & Means	Deb Cooper
Webmaster	Phyllis Suiter
Facebook Administrator	Pamela Sutton



Connie M.	02/01
Michelle L.	02/03
Carol M.	02/06
Brenda T.	02/07
Sue W.	02/07
Denise C.	02/09
Rita V.	02/10
Susan J.	02/13

Gina S.	02/13
Debbie R.	02/13
Carol C.	02/19
Nancy B.	02/20
Nancy O.	02/20
Cathy G.	02/22
Wendy B.	02/23
Rosemarie G.	02/25
Teri G.	02/26
Mary G.	02/27
Helene L.	02/28

General Membership Meeting

**February 2nd,
6PM to 8PM**

**1st Friday of each Month
Spring Valley Baptist Church
3135 S. Rainbow Ave.
Las Vegas, NV 89146
6:00PM— 8:00PM**



**Board Meeting
April 7th, 2024 @1:00pm
Janis's House
516-376-9856**

Sunshine by Tyler Janes

Cards of encouragement and well-wishes are sent to members that we know are going through difficulty (i.e., surgery, grief, etc.), as well as birthday greetings via email.



If you know of anyone who could use encouragement, or whose birthday we missed, please contact me at tylercjan@yahoo.com

Tyler has asked if any member hears anything about another member that they feel possibly just needs a special note sent, phone call, etc., please reach out to her and she would be more than happy to take care of this for you.

NEWSLETTER

If you have news, tips, articles, or advertisements you'd like to share, please send them to The deadline for articles is the 23rd of each month. Rosemarie Francis at happyquilter0318@gmail.com

Advertising Rates: Full Page \$50.00 Quarter Page \$12.50 Half Page \$25.00 Business Card \$ 5.00 Members have 1 free ad/ year

Checks should be made payable and mailed to: Las Vegas Quilters Guild, P.O. Box 36296, LV, NV 89133

NOTE: All members may place one business card size ad for free, once every 12 months, for personal or business purposes.

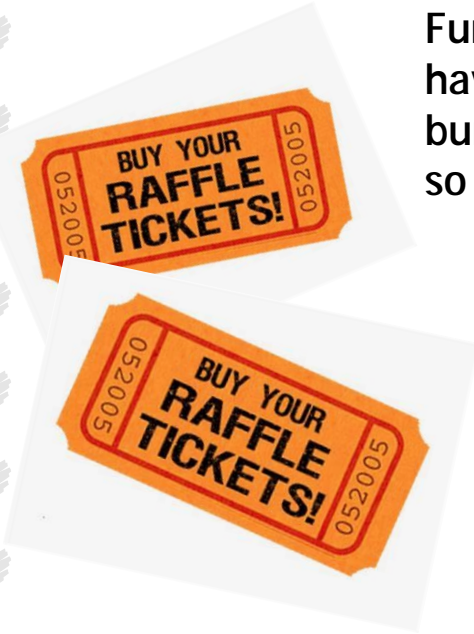
Contact Us

Website (click address): <https://www.lasvegasquilters.com/>
email: lvqwebmaster@gmail.com

Emails will be forwarded to correct respondent.

Write: Las Vegas Quilters
P.O. Box 36296
Las Vegas, NV 89133





Fundraising time is here again.....Look what we have to raffle off for the next six months....This bundle will be raffled off at our June 2024 meeting, so get those tickets now. The best deal, besides this awesome "bundle" is that ticket prices have stayed the same. So, 6 tickets for \$5.00 or 1 ticket for \$1.00. You won't want to miss out!

Again, the items below are a **bundle**, so if you have the winning ticket, YES you win **BOTH!**



Brother 1500s Nouvelle Sewing/Quilting Machine:



Flynn Multiframe Quilting System :



Sewing Machine in picture is not included in raffle. The raffle will include the "Flynn Quilting System" along with the Brother 1500 series Nouvelle Sewing/Quilting Machine as seen in

See Debi Cooper at our meetings to purchase tickets or you may contact her @

k9smom@live.com

LIST OF LONG-ARM QUILTERS

Barbara Italiano: 760-703-9503, 7275 Quaking Aspen St LV 89149, bitaliano@prodigy.net

Bess Navalta: 702-883-6331, Henderson, www.sewsimplyquilting.com

Brenda Varney 702-326-5357 6120 Cocktail Dr Las Vegas

Chris Meeks: 614-209-9490, 197 Lynbrook St Henderson

Christmas Goose: 702-877-1158, 2988 So Durango Dr STE 109

Cindy Salerno 310-850-0225 7744 Painted Sunset Dr LV
10s4cbs@centurylink.net

Donna DeLaricheliere: 702-269-2059, 1128 Hidden Mist St Henderson

Emma Murphy N. Las Vegas redponyquiltco@gmail.com or
www.redponyquiltco.com

Gina Fiddes: 702-741-4040, 7021 Villada St NLV

Heidi Aker: 702-606-6146

Helene Levy The Urban Quilter, 207-838-4422 9599 W. West Charleston Blvd #1115 LV

Kim Swatek: 702-218-3046, 4258 Country Glenn Cir NLV

Lin Zhao: 702-450-0855, 231 Eldorado Ln LV

Linda Natale: 702-378-1523, 10225 West El. Campo Grande, LV

Linda Spector: 702-908-9761, 5300 E Desert Inn Unit 227

Lorraine Allers: 951-317-8443, 2505 Rock Pigeon Ave, NLV

Marky Brown Qt Quilting, 806-681-2171, 3313 Heatherdale Ct.89108

Facebook @qt.quilting

Marlin Williams: 714-231-3409, 209 S Stephanie St #B178, Henderson

Melissa Bonilla: 805-404-3965, 931 Cedar Cliff Ave LV


Nancy Owens: 702-845-3667, 164 Deanna Wy, Henderson

Sew Yeah Quilting: 702-586-8676, 1540 Rainbow Blvd LV

Vicki Ruebel: 702-640-0057, 2475 West Cheyenne LV (The Orchid Owl)

BINDING SERVICES

Darlene Liuska 702-858-8275, If you are in need of binding services, please call Darlene and she will be happy to quote you on her work. Darlene sews all her bindings by hand and offers a great service.



Hi Everyone,

This is Mary-Kate Erickson, on behalf of Janis Schoen and the LVQ Board with a special invitation for a "Members Only" event at Spring Valley Baptist Church on Saturday, February 10, 2024. We will be holding a special Guild Stash Liquidation Event that day, with the day broken into 2 parts. There will be a Silent Auction and sale of goods with a recommended donation amount from 10:00 am – noon and a fabric + supply give away from 1:00pm - 3:00 pm.


Why are we doing this? The answer is simple; it is because we have been gifted with multiple estates of "good goodies" – from a Brother Luminaire machine to bolts of woven Guatemalan fabric and much, much more.

Why is this event "Members Only"? The primary reason is for security. Because we will potentially have monies on-site that may attract a criminal element, we need to take steps to safeguard ourselves. The secondary reason is to ensure we protect our status as a non-profit and not have a "public" event of this type.

There will be more details to follow soon, including a brochure of items up for Silent Auction and many of the priced-to-move items. Should you be interested in helping with this event, please contact me at: EricksonMK@GMail.com or text (818) 481-3705.

Sincerely,

Mary-Kate Erickson for Janis and the Board





February 2024

Dear Members of LV Quilters,

As our membership has grown past pre-COVID numbers and our donations to the community have increased and stabilized, more non-profits have come to our attention. The Board is launching a new program to give to more than our "core" Charity / Outreach recipients.

We'll be selecting one Charity each Quarter to be a limited time recipient of donations – such Quilts of Valor or feminine hygiene supplies for a Fill The Bus drive. This is where you come in.

By nominating a non-profit organization to be the Charity of the Quarter, you are agreeing to be contact for LVQ with the organization. You'll give a short overview of the Group, their mission and what we're collecting at the first meeting of the Quarter. You'll gather and deliver the donations on behalf of Las Vegas Quilters. Charity Outreach will handle all of the behind-the-scenes tasks like publicizing your recipient, attending Board meetings and making certain guidelines for our not-for-profit status are protected.

To nominate your non-profit for one of the quarters in 2024, complete the form below and return it to either Charity Outreach (Mary Kate) or Janis Schoen by April 5, 2024. Each submission will be reviewed and possibly adopted for the upcoming year. Submissions will be voted on at our upcoming Board meeting. Thank you.

Sincerely,

Mary-Kate Erickson
Charity / Outreach coordinator
Las Vegas Quilters

--cut here----- cut here-----cut here-

NAME OF NON-PROFIT: _____

WHAT THEY PROMOTE: _____

WHAT TIME OF YEAR IS THEIR BUSIEST? _____

WHAT TYPE(S) OF ITEMS DO THEY NEED: _____

ANY THING ELSE WE SHOULD KNOW _____

YOUR NAME: _____

CONTACT INFO FOR YOU: _____

LVQ Quarterly Non-profit Consideration Form

Ongoing Charity Opportunities

“GIVE WITH AN OPEN HEART”

NEW!! COMING SOON!!!

CHARITY OF THE QUARTER: TO BE DETERMINED—Please see article and flyer

Baby Charities / First Choice Pregnancy Center

Flannel receiving blankets, burp cloths items made with yarn (afghans, hats, booties, etc)

*** Dog Beds**

Beds for all sizes of dogs stuffed with quilting fabric scraps, batting and all things soft.

*** Fisher House**

Pillowcases and lap-sized quilts—48” to 70”

*** NICU / Valley Hosptials**

Isolate covers measuring between 30” square up to 40” square to protect the babies’ eyes from the bright hospital lighting.

*** Project 150 (for homeless or at-risk teens)**

Monetary donations or fast food restaurant gift cards, gently-used clothing, new socks, travel-sized toiletries from your travels, menstrual supplies, nutritious snack and food items

Thank you for your continued generosity with all of our Charity endeavors. You are appreciated.

Sincerely,

Mary-Kate Erickson, LVQ Charity Coordinator

As you can see, the heart rests
in the center of the palm.

The Heart-in-Hand symbol represents
Charity given with an open heart



CHARITY CONTACTS

Lead / Coordinator

Mary-Kate Erickson

EricksonMK@Gmail.com

“BABY” CHARITIES (ALL things “baby)

looking for a new contact—maybe you?

FISHER HOUSE (Pillowcases and Lap Quilts)

Felicia Cormier and Joan Marsh

NICU and PEDIATRICS

Mary-Kate Erickson

PROJECT 150 (Teens) - Food Gift cards & Snacks

Ruthie Kerr assisted by Krystal Hosmer

DOG BEDS for VARIOUS SHELTERS

(Scraps for Dog Beds + Beds themselves)

Mary Glenn and Theresa Nelson

MANY HANDS MAKE LIGHT WORK




MONTHLY CHARITY EVENT

In an attempt to work through our Guild stash of quilt tops, donated UFOs and other things made, we continue to gather to work on a variety of projects. Sometimes we will be prepping projects and other times we will be sewing. PLEASE SAVE THE FOLLOWING DATES and join us as your schedule allows.

- ◆ SUPER BOWL SUNDAY SPECIAL EVENT: Sunday, February 11, 4:30pm Project Coats, matching handles to premade vests, led by Patricia
- ◆ Thursday, March 21, SEWabilities, 10:30am - 3:00pm Project focus TBD

READ YOUR EMAIL FOR UPDATES!

Helping Others Through Sewing
Treading My Way



Sewing for Charity

CHARITY CORNER ACCOMPLISHMEN TS

THANK YOU for donating to our Charity partners!

In January, we donated to and helped the following Charities:

First Choice Pregnancy Center – 5 beanie / afghan sets, 5 baby bibs, 8 spit-up cloths and 11 crocheted beanies

Fisher House – 5 lap quilts and 1 XL lap quilt

NICU - 48 isolate covers / quilts

Pediatrics - 6 quilts, 4 crocheted beanies and 1 beanie /scarf set

Project 150 – 18 fleece hat and scarf sets, 5 crocheted beanie / scarf sets fleece blankets, 1 lap quilt, 8 beanies, miscellaneous clothing, toiletries and snacks

Vegas Valley Animal Shelters - 29 beds and 13 blankets to Rescued Treasures

As always, your generosity is appreciated.

KEEP YOUR DONATIONS COMING!

ANY QUESTIONS? PLEASE CONTACT:

Mary-Kate EricksonMK@GMail.com

Lovestruck Heart Block (free!) Pattern: by Cluck Cluck Sew



Click on picture to go to get this cute
“Valentine” block pattern!

VALENTINE'S DAY WORD SEARCH

T	Z	X	D	R	S	A	Y	F	Q	Q	F	D	D	A	K	N	E	B	K
J	D	N	T	C	V	J	N	R	U	Y	P	S	V	Y	P	G	U	P	Z
V	U	C	Q	A	L	O	V	E	L	E	T	T	E	R	F	R	C	M	H
C	A	D	F	R	A	Q	F	E	B	R	U	A	R	Y	E	V	O	A	N
N	X	L	A	D	R	E	J	Q	Q	N	O	U	P	H	G	F	N	D	N
Q	S	M	E	L	C	W	Q	B	W	I	E	R	C	C	K	B	V	M	I
O	W	U	S	N	W	Q	E	B	X	M	S	L	O	S	X	Q	E	I	I
K	J	U	U	N	T	B	O	W	A	N	D	A	R	R	O	W	R	R	I
T	Y	X	B	T	M	I	I	S	U	C	R	R	I	S	E	L	S	E	N
X	S	C	F	H	R	Q	N	B	V	L	Q	A	V	C	S	R	A	R	Y
U	H	W	K	G	K	V	F	E	E	K	I	B	N	R	C	B	T	B	J
O	L	U	E	I	J	J	A	U	Z	N	Z	A	Z	E	H	W	I	Z	O
I	N	L	G	E	S	R	U	S	G	P	M	X	O	D	O	B	O	V	L
B	D	J	C	S	T	S	C	B	B	O	K	O	X	U	C	Z	N	D	K
R	F	H	H	L	B	H	E	A	R	E	G	X	U	Z	O	J	H	B	I
X	N	O	E	G	A	R	E	S	N	U	G	O	M	L	L	S	E	E	S
O	X	W	A	C	C	O	K	A	X	D	Z	H	D	A	A	V	A	M	K
N	Z	H	R	Q	N	S	P	T	R	E	Y	Q	I	Q	T	N	R	I	M
Z	N	O	T	W	T	E	R	U	I	T	K	B	V	X	E	L	T	N	A
C	U	P	I	D	L	S	S	G	I	F	T	S	Z	W	S	I	S	E	Q

ADMIRER
BE MINE
CANDY
CARD

BOW AND
ARROW
CANDY
CARD
CHERUB

CHOCOLATES
CONVERSATION
HEARTS
CUPID
FEBRUARY

GIFTS
HEART
HUGS
KISSES
XOXO

LOVE LETTER
ROMANCE
ROSES
SWEETHEART
VALENTINE

4.8 from 26 reviews

Author: Sally **Prep Time:** 1 hour **Cook Time:** 12 minutes**Total Time:** 1 hour, 45 minutes **Yield:** 32 cookies

These sparkle sweetheart cookies are dressed up in Valentine's Day sprinkles and a chocolate heart on top! This is a simple cream cheese drop-style sugar cookie that only requires 30-60 minutes of cookie dough chilling.

Ingredients

- 3 cups (375g) **all-purpose flour** (spooned & leveled)
- 1 and 1/2 teaspoons **baking powder**
- 1/2 teaspoon **salt**
- 1 cup (16 Tbsp; 226g) **unsalted butter**, softened to room temperature
- 2 ounces (57g) full-fat brick **cream cheese**, softened to room temperature
- 1 cup (200g) **granulated sugar**
- 1 large **egg**, at room temperature
- 2 teaspoons **pure vanilla extract**
- 1/2 teaspoon **almond extract***
- 3/4 cup (150g) **sanding sugar**, pink and red or assorted colors*
- 32 **chocolate hearts**, unwrapped*

Cook Mode Prevent your screen from going dark

Instructions

- 1 Whisk the flour, baking powder, and salt together until combined. Set aside.
- 2 In a large bowl using a hand-held or stand mixer fitted with a paddle attachment, beat the butter and cream cheese together on high speed until relatively smooth, about 2 minutes. Add the granulated sugar and beat until combined and creamy. Add the egg, vanilla extract, and almond extract and beat on high speed until combined, about 1 minute. Scrape down the sides and bottom of the bowl as needed to combine.
- 3 Add the dry ingredients to the wet ingredients and mix on low speed until combined. The dough will be thick. Cover dough tightly with aluminum foil or plastic wrap and chill for at least 30-60 minutes and up to 3-4 days. If chilling for longer than 2-3 hours, allow the dough to sit at room temperature for at least 30 minutes before rolling and baking because the dough will be quite hard and the cookies may not spread.
- 4 Preheat oven to 350°F (177°C). Line two large baking sheets with parchment paper or silicone baking mats. (Always recommended for cookies.) Set aside.
- 5 Pour sanding sugar in a bowl or, if using multiple colors, a few separate bowls.
- 6 Roll balls of cookie dough, about 1 Tablespoon of dough per cookie, then roll each ball in the sanding sugar to coat. Place each dough ball 2 inches apart on the baking sheets. Using the back of a measuring cup or drinking glass, gently press down on each dough ball to slightly flatten. Bake the cookies for 12-13 minutes or until very lightly browned on the edges.
- 7 Remove from the oven and allow to cool on the baking sheets for 5 minutes. Press a chocolate heart into each cookie and quickly stick the baking sheet in the freezer or fridge so the warm cookie does not completely melt the chocolate heart. Let the chocolate set (about 15 minutes) on the cookies in the freezer/refrigerator.
- 8 Cookies will stay fresh covered at room temperature for 1 week.

SWEETHEART SPARKLE COOKIES

