



LAS VEGAS QUILTERS


Monthly Newsletter

President Chat column:

Well, the time has come to vote and turn over the reins to our next president, Phyllis Suiter. What would we do without her. She is a wealth of information and will continue to guide us in our future endeavors.

I want to take this opportunity to thank the guild for allowing me to be the president for the last 2 years. I have learned so much and indeed, I have made lasting friendships. My fondest memories were being able to attend the retreats these last few years. Good gosh I surprised myself with all the sewing I accomplished. Thank you for being so patient with me. I have stood on the shoulders of giants to get to where I am. I always say I'm a confident beginner and I still feel that way, but I certainly have come a long way from where I started, I owe it all to our Guild.

In the future don't be afraid to get involved with the Board. Our guild cannot move forward without our members helping. Yes, it takes work but it's very rewarding. Listen, if I can do it ANYONE can do it. So, step up to the plate.... you'll never regret it!



equals



Kitchen tip:

This time of year Meyer Lemons are available from your neighborhood grocery store and your friends who grow them in their gardens. I hope they are willing to share with you. Take them home and juice them and put the juice in an ice tray. Once frozen take them out and put them in a plastic bag. You'll be able to enjoy fresh lemon juice for most of the year.



1	President Chat
2	Programs
3	Programs, cont'd
4	BOM with Phyllis
5	Membership
6	Membership Flyer
7	Swap Meet Info.
8	Opportunity Quilt 2025
9	Winners of 2024 Opportunity Quilt
10	Conversion Chart
11	Birthdays/Members
12	Charity Info.
13	Charity Info. Cont'd
14	Charity Info. Cont'd
15	Charity Info. Cont'd
16	Ways/Means Raff I
17	Retreat Sign Up
18	Longarm Quilters
19	January Fun Facts
20	January Recipe
21	January Word Search

Las Vegas Quilters Guild
Meeting Programs and Class Schedule
For January, February and March

- | | |
|-------------------|--|
| January 3 | Make and Take Scandinavian Stars in
Red, White, and Blue presented by the Program Team
Make two stars – one for yourself and one for
Program Honoring Veterans at the November Meeting
<i>*Please bring fabric scissors and a 12 wonder clips</i> |
| January 4 | No class scheduled |
| February 7 | Vicky Rubel Orchid Owl Quilts All about batting and preparing you quilt
for the Longarm |
| February 8 | Flea Market Hosted by Charities/Mary-Kate Erickson |
| March 7 | Crazy Quilt Trunk Show Presenter Jo Riley and “The History of Crazy
Quilts” by Lynn Brown Hranac |
| March 8 | Introduction to making a Crazy Quilt Block
Spring Valley Baptist Church Community Hall 10-3 \$25.00 |



This Photo by Unknown Author is licensed under **CC BY-NC-ND**

Introduction to Making a Crazy Quilt Block

Spring Valley Baptist Church Community Hall 10-3 \$25.00

Hosted by Las Vegas Quilters Guild Teacher Lynn Brown Hranac


In this class you will be introduced to the art of making a crazy block. This will include making the “crazy patch” block that is the base for all the stitches and embellishments, looking at stitches to use and ideas for the embellishments.

There will be time in class to stitch one “crazy base” block and start stitching.


The \$25 class fee includes \$10.00 for the church and \$15 for a book on Crazy Quilting and basic CQ stitches, plus handouts.

Payment of class fee is due in advance to be on the list. The supply list will be emailed to you prior to class. Sign ups will start in January.

There will be an assortment of kits available for purchase from the teacher. Kits to include fabrics, trims, laces, and embellishments.



LVQ Block of the Month Quilt Project



Starting in February 2025 you will receive directions for making the BOM for 9 months, **each month.**

If you choose to use different colors and happen to have EQ8 program, you can use my EQ8 project file to change the colors of the quilt. Also I have a blank coloring chart for you to color if you want to change colors and don't have EQ8. **Sign ups are in January and February.**

Each month bring your completed blocks for show and Tell.

Those quilters that finish the quilted and bound quilt by the January 2026 Meeting will receive a prize.

I used the acorn precision piecing solution pen on my seams to press the seams flat.

There are a lot of bias seams in the quilt. It was a hinder and a help in putting the blocks together. I used no steam in pressing the blocks. Also I pressed each piece of the blocks with either Best Press or Magic-Quilting and Crafting Spray to stabilize the fabric.



Welcome to our new members that joined the Las Vegas Guild in December. We had 3 new members join and 1 renewal which puts our membership total at 194 members.

If you have any questions and/or concerns regarding our membership, please see Pam Sutton at our next meeting.

Jackie Hurtado

Laura Covington

Vivian Eddins



**Calling all Social Butterflies!
LVQ Membership needs you!**

*Thinking about becoming more involved with LVQ?
Pam Sutton, the Membership Chairperson is looking
for a **trainee backup team member** and it could be
you! It's a great way to lend a hand and you get
to know who all the members are.*

*Contact **Pam Sutton**, for more information.*

You can either see her at the January meeting

Or email at pamipam55@gmail.com



SWAP MEET

"GUILD DESTASH" AND MEMBERS' TREASURES SALE

- Sponsored by Las Vegas Quilters

WHEN: Saturday, February 8, 2025

WHERE: "Quilter's Cove", aka Spring Valley Baptist Church
3135 South Rainbow Blvd., 89146

HOURS: Set-up for LVQ Vendors: 7:00 a.m. – 9:00 a.m.
Shopping: 9:00 a.m. – Noon; Teardown: Noon – 1:00 p.m.


BOOTY: Items include: Guild Stash – from scraps to multi-yard cuts and
"gems" from LVQ Members' stashes!

TABLE RESERVATIONS: \$20 per table; limit 1 per person. Proceeds to
benefit Project 150. Contact Mary-Kate Erickson (818) 481-3705, cell/text to reserve


2025 OPPORTUNITY QUILT

It's that time again to show our guild your generosity and purchase some tickets for the "all new" Opportunity Quilt. Kathie Smith will have this awesome quilt on display at each meeting for all to see. We will be raffling off our Opportunity Quilt at our Holiday Party in December 2025.

Remember tickets are only: **\$5.00 for 6 tickets or \$1.00 for 1 ticket** (remember our money helps our guild grow, in so many ways).



Kathie Smith at TKPBj5@verizon.net



The WINNERS of our 2024 Opportunity Quilt





DECIMAL EQUIVALENTS OF INCH FRACTIONS
AND CONVERSION INTO MILLIMETERS

INCHES	DECIMALS	MILLIMETERS	INCHES	DECIMALS	MILLIMETERS
1/64	0.015 625	0.40	33/64	0.515 625	13.10
1/32	0.031 25	0.79	17/32	0.531 25	13.49
3/64	0.046 875	1.19	35/64	0.546 875	13.89
1/16	0.062 5	1.59	9/16	0.562 5	14.29
5/64	0.078 125	1.98	37/64	0.578 125	14.68
3/32	0.093 75	2.38	19/32	0.593 75	15.08
7/64	0.109 375	2.78	39/64	0.609 375	15.48
1/8	0.125 0	3.18	5/8	0.625 0	15.88
9/64	0.140 625	3.57	41/64	0.640 625	16.27
5/32	0.156 25	3.97	21/32	0.656 25	16.67
11/64	0.171 875	4.37	43/64	0.671 875	17.07
3/16	0.187 5	4.76	11/16	0.687 5	17.46
13/64	0.203 125	5.16	45/64	0.703 125	17.86
7/32	0.218 75	5.56	23/32	0.718 75	18.26
15/64	0.234 375	5.95	47/64	0.734 375	18.65
1/4	0.250 0	6.35	3/4	0.750 0	19.05
17/64	0.265 625	6.75	49/64	0.765 625	19.45
9/32	0.281 25	7.14	25/32	0.781 25	19.84
19/64	0.296 875	7.54	51/64	0.796 875	20.24
5/16	0.312 5	7.94	13/16	0.812 5	20.64
21/64	0.328 125	8.33	53/64	0.828 125	21.03
11/32	0.343 75	8.73	27/32	0.843 75	21.43
23/64	0.359 375	9.13	55/64	0.859 375	21.83
3/8	0.375 0	9.53	7/8	0.875 0	22.23
25/64	0.390 625	9.92	57/64	0.890 625	22.62
13/32	0.406 25	10.32	29/32	0.906 25	23.02
27/64	0.421 875	10.72	59/64	0.921 875	23.42
7/16	0.437 5	11.11	15/16	0.937 5	23.81
29/64	0.453 125	11.51	61/64	0.953 125	24.21
15/32	0.468 75	11.91	31/32	0.968 75	24.61
31/64	0.484 375	12.30	63/64	0.984 375	25.00
1/2	0.500 0	12.70	1	1.000 0	25.40

Happy Birthday to our January Members

2024 BOARD MEMBERS

President	Phyllis Suiter
Vice President	Grace McGrath
Secretary	Charlene Herbert
Treasurer	Pam Keenan

COMMITTEE CHAIRS

Charity	Mary Kate
Erickson Hospitality & Marie-Burge	Anna
Refreshments	Darleen Mast
Membership	Pamela Sutton
Newsletter	Rose Francis
Opportunity Quilt	Kathie Smith
Programs	Lynn Hranac
Sunshine	
Ways & Means	Deb Cooper
Webmaster	Phyllis Suiter

Krystal H. 01/01

Morris C. 01/02

Laura R. 01/09

Erin K. 01/10

Pam K. 01/12

Ann G. 01/12

Susan T. 01/12

Traci L. 01/14

Barb S. 01/15

Jean Mc E 01/17

Vicki R. 01/19

Lisa C. 01/19

Beverly A. 01/21

Shirley H. 01/21

Kathie S. 01/22

Karen C. 01/25

Truedi B. 01/27

Mary Kate E. 01/27

Yhadira V. 01/30



General Membership Meeting

February 7th, 2025

6PM to 8PM

1st Friday of each Month

Spring Valley Baptist Church

3135 S. Rainbow Ave.

Las Vegas, NV 89146

Board Meeting



February 2, 2025 1:00pm at

Yakety Yak Retreat House

6150 West La Madre Way

Las Vegas 89130

Julie Yax, hostess

(702-299-5672)

Sunshine by Tyler Janes

Cards of encouragement and well-wishes are sent to members that we know are going through difficulty (i.e., surgery, grief, etc.), as well as birthday greetings via email.



If you know of anyone who could use encouragement, or whose birth- day we missed, please contact [me at tylercjaner@yahoo.com](mailto:me@tylercjaner@yahoo.com)

Tyler has asked if any member hears anything about another member that they feel possibly just needs a special note sent, phone call, etc., please reach out to her and she would be more than happy to take care of this for you.

NEWSLETTER

If you have news, tips, articles, or advertisements you'd like to share, please send them to The deadline for articles is the 23rd of each month. Rosemarie Francis at happyquilter0318@gmail.com

Advertising Rates: Full Page \$50.00 Quarter Page \$12.50 Half Page \$25.00 Business Card \$ 5.00 Members have 1 free ad/ year

Checks should be made payable and mailed to: Las Vegas Quilters Guild, P.O. Box 36296, LV, NV 89133

NOTE: All members may place one business card size ad for free, once every 12 months, for personal or business purposes.

Contact Us

Website (click address):

[https://](https://www.lasvegasquilters.com/)

www.lasvegasquilters.com/

email: lvqwebmaster@gmail.com

Emails will be forwarded to correct respondent.

Write: Las Vegas Quilters

P.O. Box 36296

Las Vegas, NV 89133



Ongoing Charity Opportunities

“GIVE WITH AN OPEN HEART”

CHARITY OF THE QUARTER, January, February and March 2025

“Quilts of Valor”

LVQ Guild liaison: Barbara Italiano

(see Charity Corner article for details)

* **Baby Charities / First Choice Pregnancy Center**

Flannel receiving blankets, burp cloths items made with yarn (afghans, hats, booties, etc)

* **Dog Beds**

Beds for all sizes of dogs stuffed with quilting fabric scraps, batting and all things soft.

* **Fisher House**

Pillowcases and lap-sized quilts—48” to 70”

* **NICU / Valley Hosptials**

Isolate covers measuring between 30” square up to 40” square to protect the babies’ eyes from the bright hospital lighting. **Project 150 (for homeless or at-risk teens) - NOW FOCUSING FOR DONATIONS IN FEBRUARY, MAY, AUGUST AND NOVEMBER.***
Watch for details.

Monetary donations or fast food restaurant gift cards, gently-used clothing, new socks, travel-sized toiletries from your travels, menstrual supplies, nutritious snack and food items

Thank you for your continued generosity with all of our Charity endeavors. You are appreciated.

Sincerely,

Mary-Kate Erickson, LVQ Charity Coordinator

*As you can see, the heart rests
in the center of the palm.*

The Heart-in-Hand symbol represents



CHARITY CONTACTS

Lead / Coordinator

Mary-Kate Erickson

EricksonMK@Gmail.com

*QUARTERLY CHARITY Jan—Mar 2025

“Quilts of Valor” - Barbara Italiano

“BABY” CHARITIES (ALL things “baby”)

Barb Shell

FISHER HOUSE (Pillowcases and Lap Quilts)

Felicia Cormier

NICU and PEDIATRICS

Mary-Kate Erickson, assisted by Grace McGrath

PROJECT 150 (Teens) - Food Gift cards & Snacks

Ruthie Kerr, assisted by Krystal Hosmer

DOG BEDS for VARIOUS SHELTERS

(Scraps for Dog Beds + Beds themselves)

Julianne Yax

MANY HANDS MAKE LIGHT WORK



MONTHLY CHARITY EVENT

In an attempt to work through our Guild stash of quilt tops, donated UFOs, and other things fabric, we rather to work on a variety of projects. Sometimes we will be prepping projects and other times we will be sewing.

PLEASE SAVE THE FOLLOWING DATES and join us as your schedule allows.

♦ Sunday, Feb 9, 2025, Yakety Yax Creative Haven, LLC 12:30 - 4:30pm
Project focus: Sewing and stuffing beanbags for Project 150

♦ March at SEWabilities—Date to be Determined; possible one project—simple stuffed animals for Charity

♦ Sunday, April 13, 2025, Yakety Yax Creative Haven, LLC 12:30 - 4:30PM
Receiving blankets, burp cloths and all things flannel

NOTE: In 2025, every 2nd Sunday of “even” months we will meet at Yakety Yax Creative Haven, LLC. THANK YOU FOR YOUR SPONSORSHIP!

READ YOUR EMAIL FOR UPDATES!

CHARITY / OUTREACH ACCOMPLISHMEN TS

THANK YOU for donating to our Charity partners!

In December, we donated to and helped the following Charities:

Vegas Valley Animal Rescues – *20 pet beds to Hearts Alive, x pet beds to A Path 4 Paws and x beds to Paws in the Park*

As always, your generosity is appreciated.

KEEP YOUR DONATIONS COMING!

ANY QUESTIONS? PLEASE CONTACT:

Mary-Kate EricksonMK@GMail.com



CHARITY CORNER

SEW-IN / WORKSHOP

SUNDAY, FEBRUARY 9, 2025

YAKETY YAX CREATIVE HAVEN, LLC

12:30—4:45

Ongoing Charity Opportunities "GIVE WITH AN OPEN HEART"

RSVP to Julie: (702) 299-5672

NEW!! CHARITY OF THE QUARTER, January, February, March 2025:

"QOV – Quilts of Valor"

LVQ Guild liaison: **Barbara Italiano**

Donate RED/WHITE/BLUE quality cotton fabric, pieced quilt tops, backing/batting or completed quilts.

From QOV official website: [Quilts of Valor Foundation | \(govf.org\)](http://QuiltsOfValorFoundation.org)

A Quilt of Valor is...

From the beginning, Catherine Roberts had definite ideas about standards of excellence for Quilts of Valor:

I knew a Quilt of Valor had to be a **quality-made quilt**, not a "charity quilt." A **Quilt of Valor** had to be **quilted**, not tied, which meant **hand or machine quilting**. It would be **"awarded,"** not just passed out like magazines or videos, and would say unequivocally, **"Thank you for your service, sacrifice and valor in serving our nation."**

Choose Your Fabric and Patterns

- Fabric used for a Quilt of Valor should be quality, 100% cotton fabric appropriate for adults.
- A Quilt of Valor does not have to be red, white and blue, but patriotic colors are very popular with recipients.
- Patterns and blocks can be of any design suitable for a patriotic theme. [Browse patterns.](#)
- Avoid juvenile, gender or branch specific fabrics, unless the recipient is known to you.

Put It All Together

- The recommended size of a Quilt of Valor is 60" x 80"; it must be a minimum of 55" x 65" and maximum of 72" x 90.
- The Quilt consists of a top, batting, and backing. It must be machine or hand quilted. A tied quilt is not acceptable for a Quilt of Valor.
- Backings provided to must be 8" wider in width and 8" longer in length.
- Use quality, low loft batting such as cotton, cotton blends, polyester or polyester blends. Quilting should be appropriate for the quilt and not overly dense, which can reduce the loft of the quilt.
- Double fold, also known as French Fold, binding is recommended for durability. Hand stitch or neatly machine stitch binding.
- A Quilt of Valor must be labeled as such (LVQ guild liaison will provide quilt labels).
- **Donate Your QOV**

There are many Veterans and Service Members all over the country who have been nominated and are awaiting their Quilt award. Our local Las Vegas QOV coordinator is Louise Davenport.

Let's get fundraising!

If you would like to purchase tickets, please see Debi Cooper at our guild membership meetings.
TICKET PRICES REMAIN THE SAME AT: \$1.00/EACH OR 6 FOR \$5.00

This Spring we are giving you the opportunity to take home a Husqvarna Viking Opal 690Q with an Exclusive Sensor System. Includes a tray of various feet. Approximate value is \$1700. Tickets are \$1 each or 6 for \$5.00



Winner will be announced at our June 2025 guild membership meeting.....

LAS VEGAS QUILTERS MAY 2025 SEW MUCH FUN REGISTRATION FORM

Name You Would Like on Your Nametag (print please) _____

Address _____ City _____ Zip _____

Cell Phone #: _____ E-mail Address _____

I will be retreating with: Roommate/Travel Buddy _____

Emergency Contact: _____ Phone# _____

I agree to hold harmless the members of Las Vegas Quilters & Retreat Organizers for Retreat, any situation which may arise due to my participation in the May 2025 Las Vegas "Sew Much Fun" Retreat

Signature: _____ Date: _____

Are you a current member of LVQ? ☐ YES ☐ NO

This form must be signed by you to be accepted for attendance at the retreat. Each participant must have a separate form signed. Return this form and retreat fee of \$60.00 for members, and \$80 for non-members so that it is received no later than February 8, 2025.

NOTE: If you, the Retreat participant, need to cancel for any reason, it is your responsibility to sell your space on your own and notify the Retreat chairs of the change. Initials _____

Pay with cash or check in person or mail check made payable to **Las Vegas Quilters (NO abbreviations, please)** with a completed registration form to:

Sew Much Fun Retreat, Grace McGrath, 337 Shimmering Moon Street, Henderson, Nevada 89015

Signature _____ Date _____

HOTEL BOOKING LINK:

<https://www.wyndhamhotels.com/laquinta/st-george-utah/la-quinta-st-george/rooms-rates?&checkInDate=05/05/2025&checkOutDate=05/10/2025&groupCode=LASQ525>

La Quinta Inn & Suites by Wyndham 91 E 2680 S | St. George, Utah 84790

Please contact the Retreat coordinator(s) at
LVQRetreatChairs@GMail.com, with any questions
Payment must be received no later than 11:59 pm, Saturday, February 8, 2025

LIST OF LONG-ARM QUILTERS

Barbara Italiano: 760-703-9503, 7275 Quaking Aspen St LV 89149, [bitaliano@prodigy.net](mailto:italiano@prodigy.net)

Bess Navalta: 702-883-6331, Henderson, www.sewsimplyquilting.com

Brenda Varney 702-326-5357 6120 Cocktail Dr Las Vegas

Chris Meeks: 614-209-9490, 197 Lynbrook St Henderson

Christmas Goose: 702-877-1158, 2988 So Durango Dr STE 109

Cindy Salerno 310-850-0225 7744 Painted Sunset Dr LV 10s4cbs@centurylink.net

Donna DeLaricheliere: 702-269-2059, 1128 Hidden Mist St Henderson

DP's Longarm and Embroidery 702-561-2017 5036 Whistling Acres Ave, LV

Emma Murphy N. Las Vegas redponyquiltco@gmail.com or www.redponyquiltco.com

Gina Fiddes: 702-741-4040, 7021 Villada St NLV

Helene Levy The Urban Quilter, 207-838-4422 9599 W. West Charleston Blvd #1115 LV

Heidi Aker: 702-606-6146

Kim Swatek: 702-218-3046, 4258 Country Glenn Cir NLV

Lin Zhao: 702-450-0855, 231 Eldorado Ln LV

Linda Natale: 702-378-1523, 10225 West El. Campo Grande, LV

Lorraine Allers: 951-317-8443, 2505 Rock Pigeon Ave, NLV

Marky Brown Qt Quilting, 806-681-2171, 3313 Heatherdale Ct. 89108 facebook@qt.quilting

Marlin Williams: 714-231-3409, 209 S Stephanie St #B178, Henderson

Melissa Bonilla: 805-404-3965, 931 Cedar Cliff Ave LV

Nancy Owens: 702-845-3667, 164 Deanna Wy, Henderson

Nannett Jordan: 850-508-2846, 80 Fox Crossing Ave, NLV

Sandra Jimenez-Andres: [Honeysuckle Designs](#) 405 Winter Breeze Ave. N.L.V.

971-396-9502 ssjimenez200@gmail.com

Silver State Stitcher: 725-296-0092 1000 Nevada Way #107 Boulder City

Vicki Ruebel: 702-640-0057, 2475 West Cheyenne LV (The Orchid Owl)

BINDING SERVICES

Darlene Liуска 702-858-8275 If you are in need of binding services, please call Darlene and she will be happy to quote you on her work. Darlene sews all her bindings by hand and offers a great service.



Red Velvet Brownies



Ingredients

Nonstick cooking spray

8 oz. bittersweet 60% chocolate bars, chopped

1 1/2 c. granulated sugar, divided

1 c. packed light brown sugar

1 c. unsalted butter, cubed

1/4 c. unsweetened cocoa powder

6 large eggs, room temperature, divided

1 (1-oz.) bottle red food coloring

1 Tbsp. plus 2 tsp. vanilla extract, divided

1 3/4 c. plus 2 tbsp. all-purpose flour, divided

1/2 tsp. kosher salt

1 c. white chocolate chips

12 oz. cream cheese, softened

1/3 c. sour cream, room temperature

[See Nutritional Information](#) ✓

[SHOP RECIPE](#)

You'll Also Love:



Homemade Strawberry Shortcake Ice Cream Bars



Mexican Hot Chocolate

Directions

[SAVE](#)

[PRINT](#)

- 1 | Preheat the oven to 325°F. Spray a 13-by-9-inch baking pan with cooking spray. Line the pan with parchment paper, leaving 2 inches on the long sides. Spray the parchment paper with cooking spray.
- 2 | In a large saucepan over medium-low heat, combine the bittersweet chocolate, 1 cup granulated sugar, brown sugar, and butter, stirring until the chocolate is melted, about 3 minutes. Remove from the heat and whisk in the cocoa powder until smooth. Let cool slightly, about 15 minutes.
- 3 | Whisking constantly, add 5 of the eggs, one at a time, mixing until fully incorporated after each addition. Whisk in the red food coloring and 1 tablespoon vanilla. Fold in 1 3/4 cups flour and the salt, stirring until completely smooth. In a small bowl, set aside 1/2 cup of the brownie batter. Fold the white chocolate chips into the remaining batter.
- 4 | Spoon the remaining batter into the prepared pan, using a spatula to spread it into an even layer.
- 5 | Meanwhile, in a stand mixer fitted with the paddle attachment or in a large bowl using an electric mixer, beat the cream cheese, the remaining 1/2 cup granulated sugar, and the remaining 2 teaspoons vanilla at medium speed until fully combined and creamy, 1 to 2 minutes. Scrape the bottom and sides of the bowl. Beat in the sour cream and the remaining egg, mixing until fully combined, 30 seconds to 1 minute. Beat in the remaining 2 tablespoons of flour until just combined.
- 6 | Carefully dollop the cheesecake mixture all over the brownie layer; gently spread into a smooth layer. Dollop the reserved 1/2 cup brownie mixture by the teaspoonful randomly over the top of the cheesecake batter in the pan. Using a toothpick, skewer, or paring knife, swirl the brownie mixture into the cheesecake mixture, being careful not to press too deep to disturb the brownie layer.
- 7 | Bake until a wooden pick inserted in the center comes out clean (a few crumbs attached are OK), 50 to 55 minutes. Cool on a wire rack for 1 hour, then refrigerate for an additional hour before cutting and serving.

Tip: Add 1/2 teaspoon of peppermint extract to the brownie batter for a perfect holiday treat.



BITTER
BLIZZARD
CALENDAR
CELEBRATION
FIREPLACE
FREEZING
FROST
FROSTY
HIBERNATION
HOLIDAY
HOT CHOCOLATE
ICICLE
INDOOR
JANUARY
MITTENS
MLK DAY
NEW YEAR
PARKA
POLAR
RESOLUTION
SCARF
SKIING
SLEDDING
SNOWFLAKE
SNOWMAN
SWEATER
WINTER

WORD SEARCH DIRECTIONS: Find and circle the vocabulary words in the grid. Look for them in all directions including backwards and diagonally.

P	E	R	S	O	Y	V	S	W	F	M	X	P	I	Y	X	L	Y	J
M	T	S	Y	U	L	M	F	G	E	L	L	R	R	B	P	A	P	T
E	C	A	L	P	E	R	I	F	N	W	I	N	T	E	R	J	A	G
A	R	L	H	X	Q	G	D	F	O	I	M	V	Z	U	A	Q	G	Y
P	G	Q	J	O	N	C	Y	X	U	Q	Z	E	F	N	Q	N	T	Q
I	A	Z	C	S	L	A	P	A	R	K	A	E	U	D	I	S	D	R
W	R	Z	C	W	D	I	B	L	G	X	X	A	E	D	O	N	I	A
X	L	A	N	K	O	P	D	Q	W	L	R	A	D	R	E	O	J	D
Q	R	K	L	A	S	W	I	A	J	Y	O	E	F	W	F	I	M	N
F	E	M	X	O	R	D	D	J	Y	L	L	S	Y	G	R	T	I	E
N	F	I	J	E	P	Z	R	W	H	S	R	E	L	P	O	A	T	L
A	E	C	B	E	M	H	A	T	Q	N	A	O	Q	E	S	N	T	A
M	C	I	P	L	C	O	Z	B	A	R	O	E	O	C	T	R	E	C
W	Y	C	M	V	W	H	Z	R	B	M	Z	G	V	D	B	E	N	D
O	B	L	H	X	N	O	I	T	U	L	O	S	E	R	N	B	S	Q
N	X	E	G	J	J	R	L	C	E	L	E	B	R	A	T	I	O	N
S	W	E	A	T	E	R	B	I	T	T	E	R	W	R	W	H	E	X
H	O	T	C	H	O	C	O	L	A	T	E	O	R	Z	K	W	A	C
G	N	I	I	K	S	Y	Q	K	E	K	A	L	F	W	O	N	S	A